(new) SEWER 95053

expires: 6.3.2023

NEW BEDFORD WATER WORKS

APPLICATION FOR SERVICE AND METER

SERVICE 34169

Domestic W-22-13

NEW BEDFORD 6.3.2022

I HEREBY ACKNOWLEDGE the receipt of a copy of the Regulations prescribed in the Ordinance of the City, for the use of Water, and I request that the water may be furnished through a 4" inch CLDIP meter at 198 Herman Melville Blvd Proposed alterations to Existing Bldg FKA Packaging Products Corp

at such rates as may from time to time be established by the City.

I hereby agree to pay promptly the bill for the Service pipe laid down for my premises, and to pay all dues for water, and I agree to conform to the said Regulations and to all provisions of the Water Ordinances, until written notice is given by me or my agent to ~~cut off~~ the ~~supply~~.

P. 64

L. 153/153A

TB-22-631

PETRIDC: 774-991-5291 Bristol Community College

TELEPHONE 774-357-2189 777 Elsbree St Fall River MA 02720

Service laid 4" tap into 12" water main ~~Size and kind of pipe~~ on Hervey Tichon Ave

From contractor: B&B excavation St.

Turned on Meter Set

Reading Location

Building rates Paid

Cost of Service $725 chk# ~~1085~~ returned 1085 wrong dollar amount Paid received check 1087 see attached

31-727

4" – Ductile – Fire Supply 06/27/2022

Contractor DF Pray, Inspector Percy Reynolds

E X E Herman Melville Blvd	273'
N X S Harvey Tichon	15'
E X W Build	93.8'
W X E Build	16'
N X N Build	23.8
Main to property line	16'
Pipe inside property	11'

DF Pray Inc
Registration and Permit Fee Account
25 Anthony Street
Seekonk, MA 02771

53-447/113

1087

DATE 6/21/22

PAY TO THE ORDER OF City of New Bedford $ 725.00

Seven Hundred and Twenty-Five 00/100 DOLLARS

Rockland Trust

CHECKS NOT TO EXCEED $2500.00

Security features included. Details on back.

MEMO OF-02449 18+Union

AUTHORIZED SIGNATURE

MP

⑈001087⑈ ⑆011304478⑆ 7457004021⑈

(new) SEWER 95053

expires: 6.3.2023

SERVICE 34169

Domestic

NEW BEDFORD WATER WORKS

APPLICATION FOR SERVICE AND METER

NEW BEDFORD 6.3.2022

I HEREBY ACKNOWLEDGE the receipt of a copy of the Regulations prescribed in the Ordinance of the City, for the use of Water, and I request that the water may be furnished through a 4" inch CLDIP meter at 198 Herman Melville Blvd Proposed alterations to Existing Bldg FKA Packaging Products Corp

at such rates as may from time to time be established by the City.

I hereby agree to pay promptly the bill for the Service pipe laid down for my premises, and to pay all dues for water, and I agree to conform to the said Regulations and to all provisions of the Water Ordinances, until written notice is given by me or my agent to cut off the supply.

P. 66
L. 153/153A
TB-22-631

PETITIONER: 774-991-5211 Bristol Community College
TELEPHONE 774-357-2189 777 Elsbree St Fall River MA 02720

Service laid 4" tap into 12" watermain on Hervey Tichon Ave ~~Size and kind of pipe~~

From contractor: B&B excavation St.

Turned on Meter Set

Reading Location

Building rates Paid

Cost of Service $725 chk# ~~1085~~ returned 6-22-2022 incorrect amount

31-727

1087 taken 6-22-2022

DISPLAY PERMIT IN A CONSPICUOUS PLACE ON THE PREMISES

Commonwealth of Massachusetts

City of New Bedford

133 William Street New Bedford, MA 02740

WATER SERVICE PERMIT

Date: 7/11/2022

No. W-22-13

Permit Fee: **$725.00**

Service Location: **198 HERMAN MELVILLE BLVD**

Owner Name: **SEAWARD RESOURCES INC**

Owner Phone #: **(774) 357-2189**

Type of Occupancy: **Industrial**

Type of Work: **Water - Domestic New 4"**

Work Description: **34169-Domestic;**
p.66-l.153/153a

service laid 4" tap into 12" water main on Hervey tichon ave-

proprosed alteraions to existing bldg fka packaging products corp.

Contractor

Name: _____ Certificate #: _____ Type of Business : _____

Address: _____ City/Town/State: _____ Phone #: _____

Type of Service Pipe Size

Trench Length: **0.00**

Fire Service _____

Domestic Service _____

Estimated consumption of water

Estimated average daily consumption **0.00** gallons

Estimated maximum day consumption **0.00** gallons

Are lawn sprinklers and/or lawn irrigation proposed on site? **No**

Estimated fire flows required for the project site: **0.00**

Does the project require a fire supression system? **No**

Required minimum static pressure for the proposed project site **0.00**

Cross Connection? **No**

Right of Way? **No**

Meter Impact? **No**

Street Opening Permit Required? **No**

Call Phone: (781) 942-9077 For Inspection

DISPLAY PERMIT IN A CONSPICUOUS PLACE ON THE PREMISES

Commonwealth of Massachusetts

City of New Bedford

133 William Street New Bedford, MA 02740

WATER SERVICE PERMIT

GRANTED WITH THE USUAL CONDITIONS

COMMISSIONER

Call Phone: (781) 942-9077 For Inspection

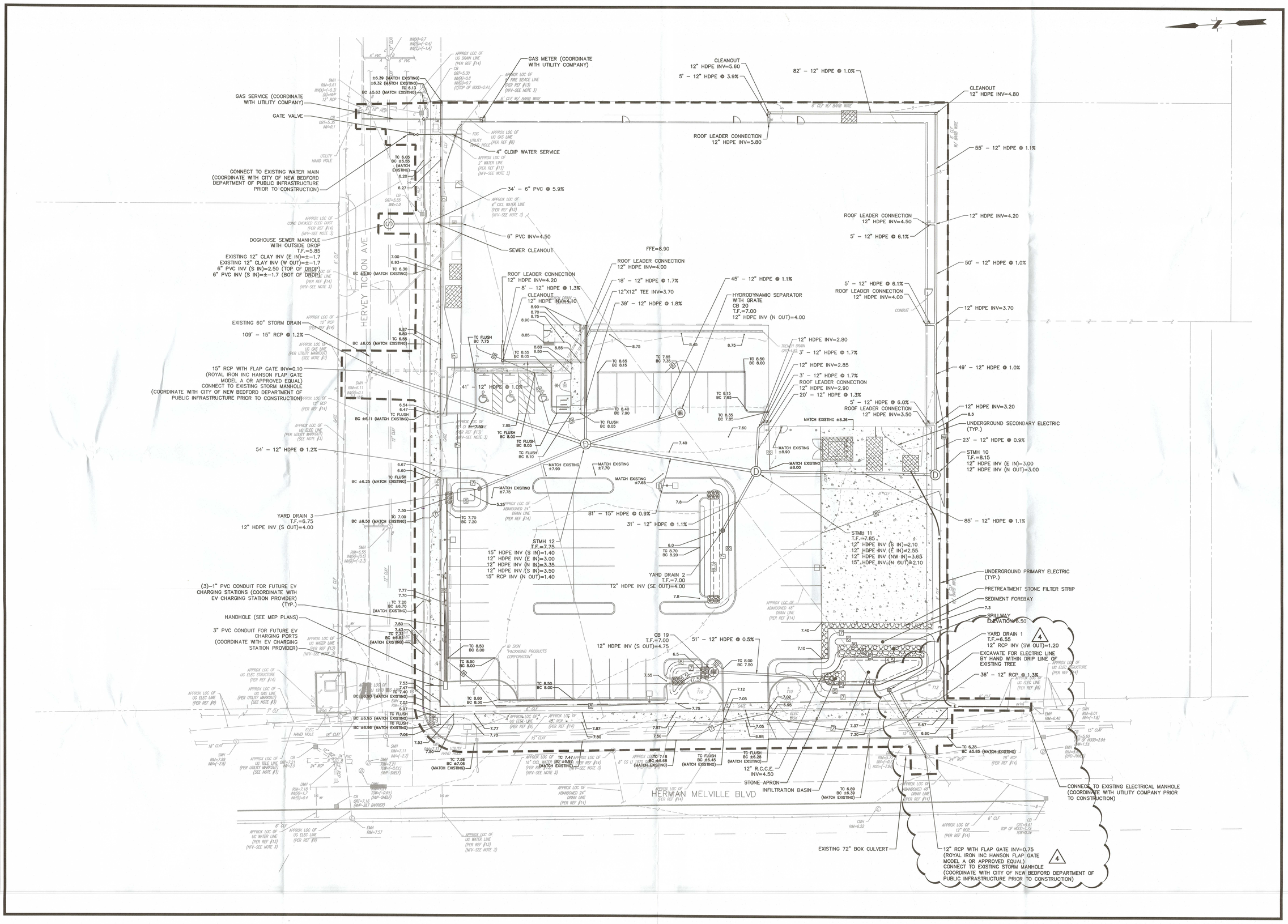

No.	DATE	DESCRIPTION	DESIGNER	REVIEWER
4.	5/27/2022	REVISED STORM DRAIN LOCATION	JHD	KCM
3.	5/24/2022	RESPONSE TO RFI #009	JHD	KCM
2.	5/17/2022	RESPONSE TO NEW BEDFORD DPI COMMENTS	JHD	KCM
1.	03/30/2022	RESPONSE TO NEW BEDFORD DPI COMMENTS	JHD	KCM

SCALE: HORZ.: 1" = 20' VERT.:
DATUM: HORZ.: NAD83 VERT.: NAVD88
20 10 0 20 GRAPHIC SCALE

FUSS & O'NEILL
108 MYRTLE STREET, SUITE 502
QUINCY, MA 02171
617.282.4675
www.fando.com

BRISTOL COMMUNITY COLLEGE
GRADING, DRAINAGE, & UTILITY PLAN
198 HERMAN MELVILLE BOULEVARD
NEW BEDFORD MASSACHUSETTS

PROJ. No.: 20210350.A10
DATE: 01/12/2022

CG-101

File: J:\DWG\P2021\0350\A10\Civil\Plan\20210350.A10_GRD01.dwg Layout: CG-101 Plotted: 2022-05-27 2:50 PM Saved: 2022-05-27 2:48 PM User: JDeninger
MS VIEW:
LAYER STATE:
PC3: DWG TO PDF.PC3 STB/CTB: FO.STB

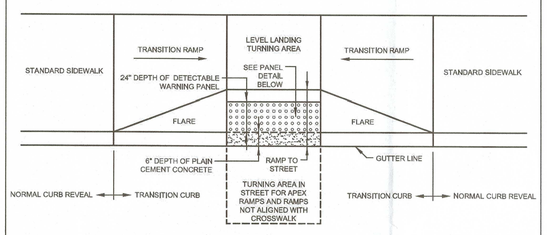

TYPICAL INSTALLATION

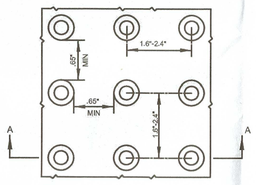

DETAIL OF DETECTABLE WARNING PANEL

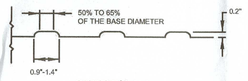

SECTION A-A

NOTE:

PANELS MAY BE CONCRETE PRECAST OR CAST IN PLACE OR OTHER SUITABLE MATERIAL PERMANENTLY APPLIED TO THE RAMP. DETECTABLE WARNING SURFACES SHALL CONTRAST VISUALLY WITH ADJACENT WALKING SURFACES EITHER LIGHT-ON-DARK, OR DARK-ON-LIGHT.

massDOT Massachusetts Department of Transportation Highway Division
CONSTRUCTION STANDARDS

DETECTABLE WARNING PANEL FOR WHEELCHAIR RAMPS AND STANDARD RAMP TERMINOLOGY

DATE OF ISSUE: OCTOBER 2017
DRAWING NUMBER: E 107.6.5

SIDEWALK THROUGH DRIVEWAYS WITHOUT CURB RETURNS

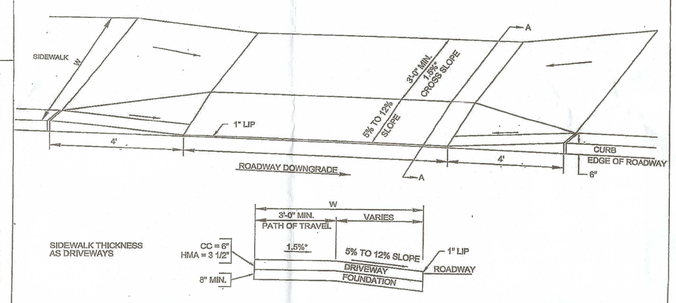

SECTION A-A

LEGEND

W = SIDEWALK WIDTH
* = TOLERANCE FOR CONSTRUCTION ±0.5%
CC = CEMENT CONCRETE
HMA = HOT MIX ASPHALT

NOTE: CITY OF NEW BEDFORD STANDARD DETAIL.

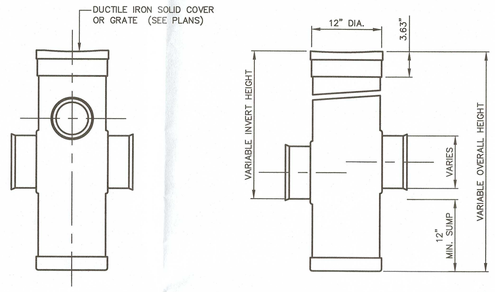

NOTES:

1. LIGHT DUTY GRATES AND SOLID COVERS SHALL BE 12" DIAMETER DROP-IN STYLE.
2. SEE PLANS FOR, PIPE SIZE, AND INVERTS.
3. WITHIN SEDIMENT FOREBAYS AND INFILTRATION BASIN: ENCOMPASS EXPOSED RISER SECTION WITH RIVER STONE .

YARD DRAIN

NOT TO SCALE

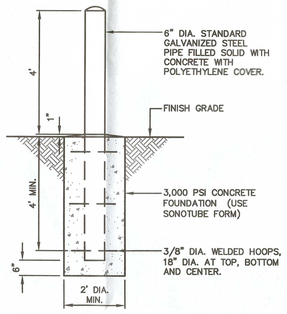

NOTE:
1. WHERE BOLLARDS ARE SET IN HARDSCAPED AREAS (E.G. PAVEMENTS, PAVERS, CONCRETE, ETC.), THE TOP OF CONCRETE FOUNDATION SHALL BE SET 4 INCHES BELOW GRADE OR BELOW THE LOWEST HARDSCAPE COURSE.

BOLLARD

NOT TO SCALE

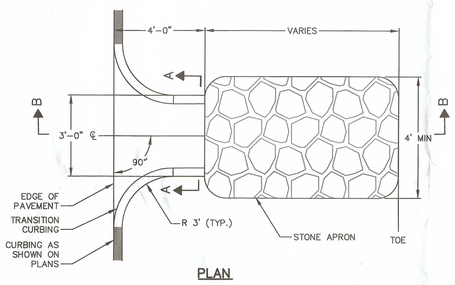

PLAN

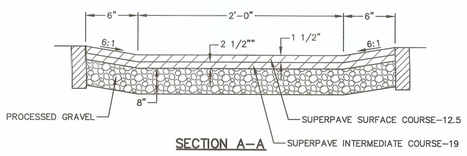

SECTION A-A

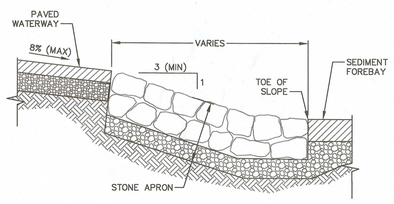

SECTION B-B

LEAKOFF

NOT TO SCALE

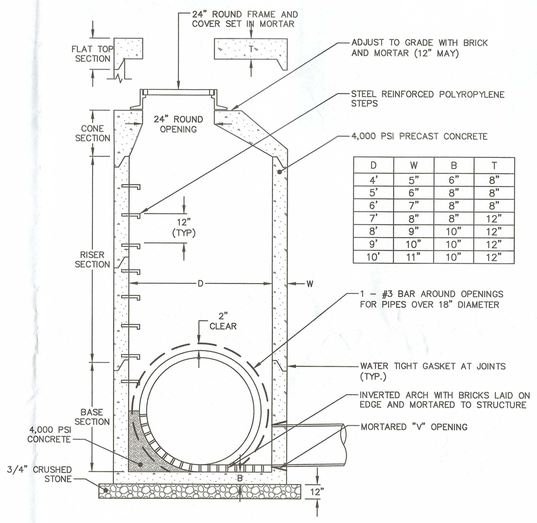

D	W	B	T
4'	5"	6"	8"
5'	6"	8"	8"
6'	7"	8"	8"
7'	8"	8"	12"
8'	9"	10"	12"
9'	10"	10"	12"
10'	11"	10"	12"

STORM MANHOLE (STMH)

NOT TO SCALE

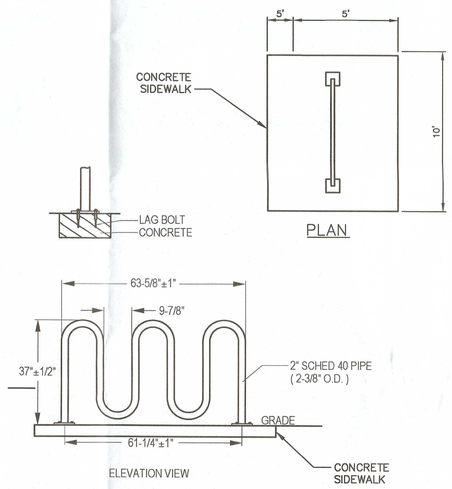

NOTES:

1. BIKE RACK BELSON OUTDOORS HEAVY-DUTY CHALLENGER/WAVE BIKE RACK, 5 LOOPS 7 BIKES MODEL # H36-7-P-SF, OR APPROVED EQUAL
2. COLOR SHALL BE BLACK.

BIKE RACK

NOT TO SCALE

No.	DATE	DESCRIPTION	DESIGNER	REVIEWER
2.	5/17/2022	RESPONSE TO NEW BEDFORD DPI COMMENTS	JHD	KCM
1.	03/30/2022	RESPONSE TO NEW BEDFORD DPI COMMENTS	JHD	KCM

COMMONWEALTH OF MASSACHUSETTS KEVIN C. MCNEILL No. 48195 REGISTERED PROFESSIONAL ENGINEER
5/17/2022

SCALE: HORZ.: N.T.S VERT.:
DATUM: HORZ.: VERT.:
0 GRAPHIC SCALE

FUSS & O'NEILL
108 MYRTLE STREET, SUITE 502
QUINCY, MA 02171
617.282.4475
www.fando.com

BRISTOL COMMUNITY COLLEGE
CONSTRUCTION DETAILS
198 HERMAN MELVILLE BOULEVARD
NEW BEDFORD MASSACHUSETTS

PROJ. No.: 20210350.A10
DATE: 01/12/2022

CD-503

File: J:\DWG\P2021\0350\A10\Civil\Plan\20210350.A10_DET01.dwg Layout: CD-503 Plotted: 2022-05-17 2:17 PM Saved: 2022-05-16 3:54 PM User: JDeninger PC3: AUTOCAD PDF (GENERAL DOCUMENTATION).PC3 STB/CTB: FO.STB
MS VIEW: LAYER STATE:

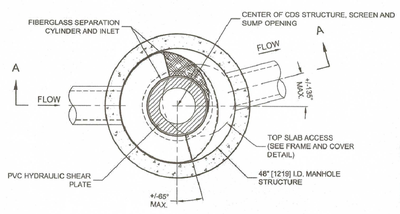

PLAN VIEW B-B
N.T.S.

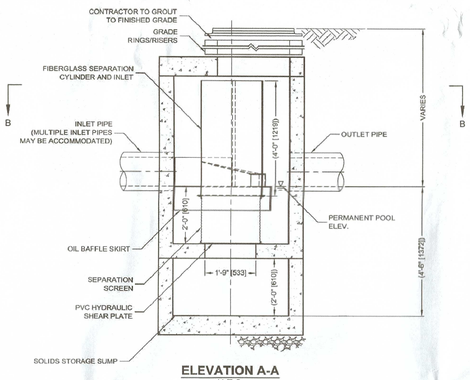

ELEVATION A-A
N.T.S.

CDS2015-4-C DESIGN NOTES

THE STANDARD CDS2015-4-C CONFIGURATION IS SHOWN. ALTERNATE CONFIGURATIONS ARE AVAILABLE AND ARE LISTED BELOW. SOME CONFIGURATIONS MAY BE COMBINED TO SUIT SITE REQUIREMENTS.

CONFIGURATION DESCRIPTION
GRATED INLET ONLY (NO INLET PIPE)
GRATED INLET WITH INLET PIPE OR PIPES
CURB INLET ONLY (NO INLET PIPE)
CURB INLET WITH INLET PIPE OR PIPES
SEPARATE OIL BAFFLE (SINGLE INLET PIPE REQUIRED FOR THIS CONFIGURATION)
SEDIMENT WEIR FOR NJDEP / NJCAT CONFORMING UNITS



FRAME AND COVER
(DIAMETER VARIES)
N.T.S.

SITE SPECIFIC DATA REQUIREMENTS

STRUCTURE ID			
WATER QUALITY FLOW RATE (CFS OR L/s)		*	
PEAK FLOW RATE (CFS OR L/s)		*	
RETURN PERIOD OF PEAK FLOW (YRS)		*	
SCREEN APERTURE (2400 OR 4700)		*	
PIPE DATA:	I.E.	MATERIAL	DIAMETER
INLET PIPE 1	*	*	*
INLET PIPE 2	*	*	*
OUTLET PIPE	*	*	*
RIM ELEVATION			*
ANTI-FLOTATION BALLAST		WIDTH	HEIGHT
		*	*
NOTES/SPECIAL REQUIREMENTS:			
* PER ENGINEER OF RECORD			

GENERAL NOTES
1. CONTECH TO PROVIDE ALL MATERIALS UNLESS NOTED OTHERWISE.
2. DIMENSIONS MARKED WITH ( ) ARE REFERENCE DIMENSIONS. ACTUAL DIMENSIONS MAY VARY.
3. FOR FABRICATION DRAWINGS WITH DETAILED STRUCTURE DIMENSIONS AND WEIGHTS, PLEASE CONTACT YOUR CONTECH ENGINEERED SOLUTIONS LLC REPRESENTATIVE. www.contechES.com
4. CDS WATER QUALITY STRUCTURE SHALL BE IN ACCORDANCE WITH ALL DESIGN DATA AND INFORMATION CONTAINED IN THIS DRAWING.
5. STRUCTURE SHALL MEET AASHTO HS20 AND CASTINGS SHALL MEET HS20 (AASHTO M 306) LOAD RATING, ASSUMING GROUNDWATER ELEVATION AT, OR BELOW, THE OUTLET PIPE INVERT ELEVATION. ENGINEER OF RECORD TO CONFIRM ACTUAL GROUNDWATER ELEVATION.
6. PVC HYDRAULIC SHEAR PLATE IS PLACED ON SHELF AT BOTTOM OF SCREEN CYLINDER. REMOVE AND REPLACE AS NECESSARY DURING MAINTENANCE CLEANING.

INSTALLATION NOTES
A. ANY SUB-BASE, BACKFILL DEPTH, AND/OR ANTI-FLOTATION PROVISIONS ARE SITE-SPECIFIC DESIGN CONSIDERATIONS AND SHALL BE SPECIFIED BY ENGINEER OF RECORD.
B. CONTRACTOR TO PROVIDE EQUIPMENT WITH SUFFICIENT LIFTING AND REACH CAPACITY TO LIFT AND SET THE CDS MANHOLE STRUCTURE (LIFTING CLUTCHES PROVIDED).
C. CONTRACTOR TO ADD JOINT SEALANT BETWEEN ALL STRUCTURE SECTIONS, AND ASSEMBLE STRUCTURE.
D. CONTRACTOR TO PROVIDE, INSTALL, AND GROUT PIPES. MATCH PIPE INVERTS WITH ELEVATIONS SHOWN.
E. CONTRACTOR TO TAKE APPROPRIATE MEASURES TO ASSURE UNIT IS WATER TIGHT, HOLDING WATER TO FLOWLINE INVERT MINIMUM. IT IS SUGGESTED THAT ALL JOINTS BELOW PIPE INVERTS ARE GROUTED.

CONTECH ENGINEERED SOLUTIONS LLC
www.contechES.com
9025 Centre Pointe Dr., Suite 400, West Chester, OH 45069
800-338-1122 513-645-7000 513-645-7993 FAX

CDS2015-4-C
INLINE CDS
STANDARD DETAIL

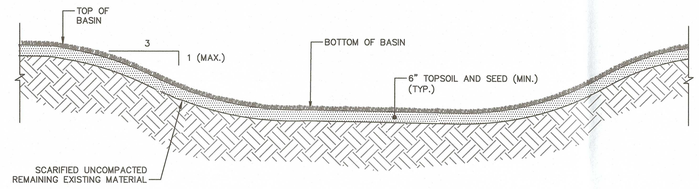

SECTION

NOTES
1. SEED MIX SHALL BE NEW ENGLAND WETLAND PLANTS "NEW ENGLAND EROSION CONTROL/RESTORATION MIX FOR DETENTION BASINS AND MOIST SITES".

INFILTRATION BASIN
NOT TO SCALE

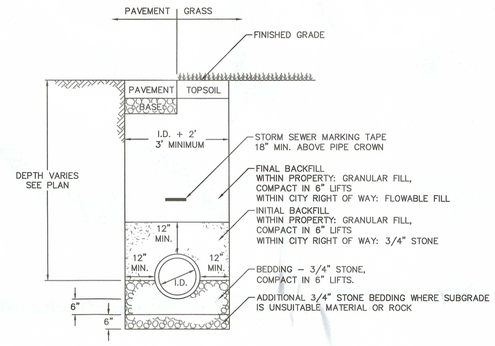

STORM SEWER TRENCH
NOT TO SCALE

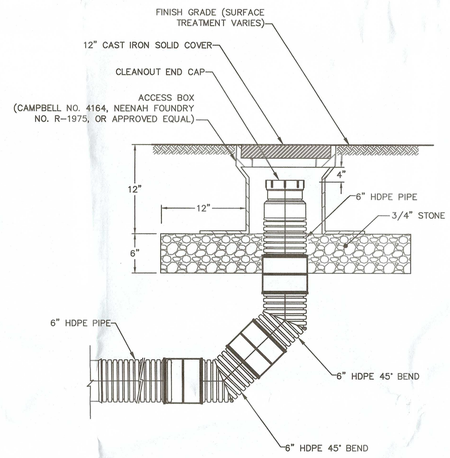

CLEANOUT
NOT TO SCALE

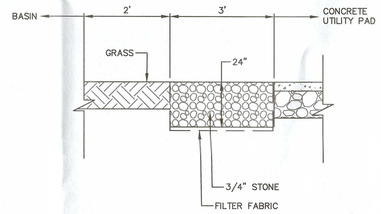

PRETREATMENT FILTER STRIP
NOT TO SCALE

HYDRODYNAMIC SEPARATOR
NOT TO SCALE

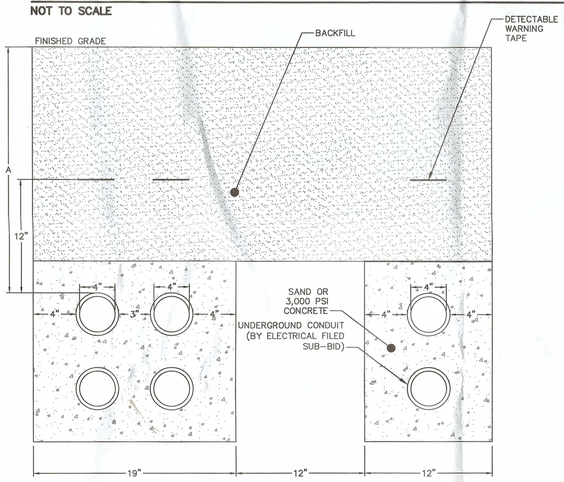

NOTES:
1. INSTALL CONDUITS IN ACCORDANCE WITH LOCAL UTILITY COMPANY REGULATIONS.
2. BACKFILL WITH CONCRETE UNDER AREAS THAT WILL HAVE VEHICULAR TRAFFIC (E.G., ROADS, DRIVEWAYS, PARKING LOTS, EQUIPMENT ACCESS ROUTES, ETC.). EXTEND CONCRETE 2' PAST EDGE OF TRAVELED WAY.
3. COORDINATE WITH ELECTRICAL CONTRACTOR PRIOR TO INSTALLATION.

CONDUIT DEPTHS	
SERVICE	DIM "A"
PRIMARY	36"
SECONDARY	24"
SPARE TO UTILITY POLE	36"
TELEPHONE	24"
CABLE TV	24"
SITE LIGHTING	24"

UNDERGROUND CONDUIT TRENCH
SCALE: NOT TO SCALE

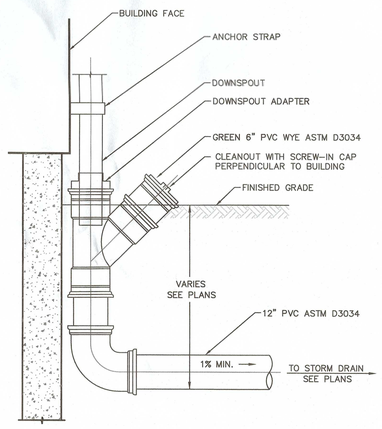

ROOF LEADER DRAIN CONNECTION
NOT TO SCALE

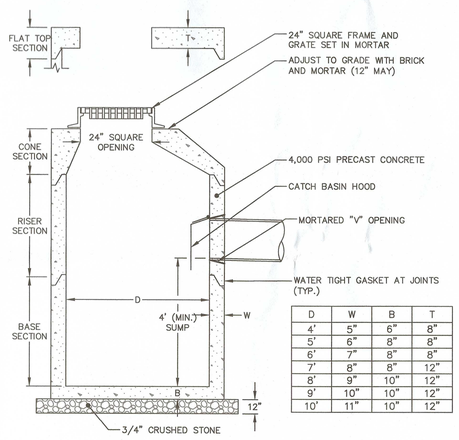

D	W	B	T
4'	5"	6"	8"
5'	6"	8"	8"
6'	7"	8"	8"
7'	8"	8"	12"
8'	9"	10"	12"
9'	10"	10"	12"
10'	11"	10"	12"

PRECAST CONCRETE CATCH BASIN
NOT TO SCALE

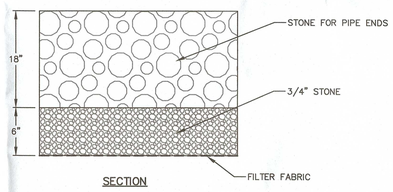

STONE APRON
NOT TO SCALE

No.	DATE	DESCRIPTION	DESIGNER	REVIEWER
2.	5/17/2022	RESPONSE TO NEW BEDFORD DPI COMMENTS	JHD	KCM
1.	03/30/2022	RESPONSE TO NEW BEDFORD DPI COMMENTS	JHD	KCM

COMMONWEALTH OF MASSACHUSETTS
KEVIN C. MCGRATH
No. 50163
REGISTERED PROFESSIONAL ENGINEER
5/17/2022

SCALE:
HORZ.: N.T.S
VERT.:
DATUM:
HORZ.:
VERT.:
0
GRAPHIC SCALE

FUSS & O'NEILL
108 MYRTLE STREET, SUITE 502
QUINCY, MA 02171
617.282.4075
www.fando.com

BRISTOL COMMUNITY COLLEGE
CONSTRUCTION DETAILS
198 HERMAN MELVILLE BOULEVARD
NEW BEDFORD MASSACHUSETTS

PROJ. No.: 20210350.A10
DATE: 01/12/2022

CD-504

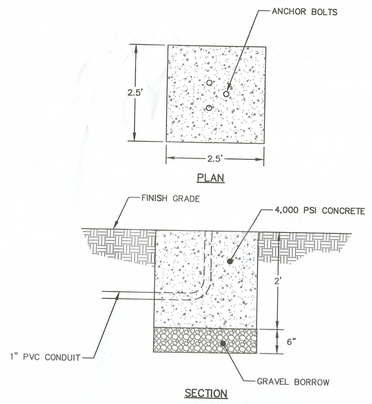

NOTE: COORDINATE WORK AND ANCHOR BOLT PATTERN WITH ELECTRICAL CONTRACTOR AND EV STATION PROVIDER.

VEHICLE CHARGING STATION FOUNDATION

NOT TO SCALE

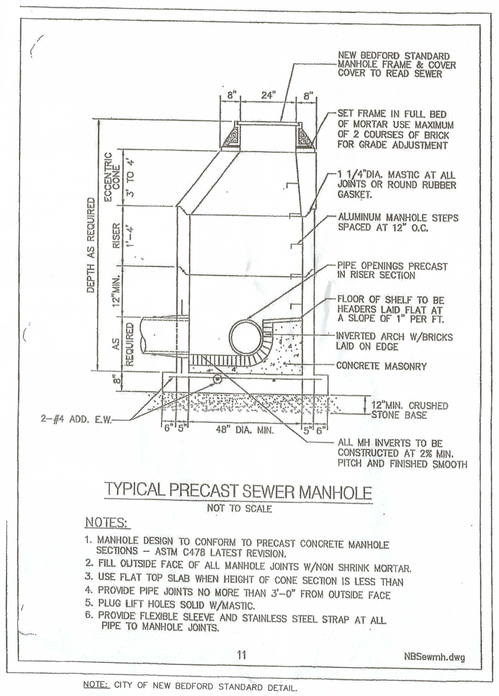

TYPICAL PRECAST SEWER MANHOLE

NOT TO SCALE

NOTES:

1. MANHOLE DESIGN TO CONFORM TO PRECAST CONCRETE MANHOLE SECTIONS – ASTM C478 LATEST REVISION.
2. FILL OUTSIDE FACE OF ALL MANHOLE JOINTS W/NON SHRINK MORTAR.
3. USE FLAT TOP SLAB WHEN HEIGHT OF CONE SECTION IS LESS THAN
4. PROVIDE PIPE JOINTS NO MORE THAN 3'-0" FROM OUTSIDE FACE
5. PLUG LIFT HOLES SOLID W/MASTIC.
6. PROVIDE FLEXIBLE SLEEVE AND STAINLESS STEEL STRAP AT ALL PIPE TO MANHOLE JOINTS.

NOTE: CITY OF NEW BEDFORD STANDARD DETAIL.

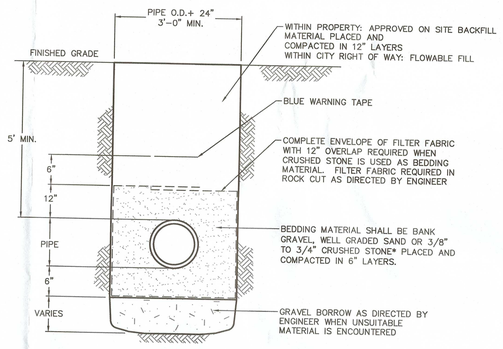

*CRUSHED STONE SHALL BE USED IN HIGH GROUNDWATER CONDITIONS AS DIRECTED BY THE ENGINEER.

WATER SERVICE TRENCH

NOT TO SCALE

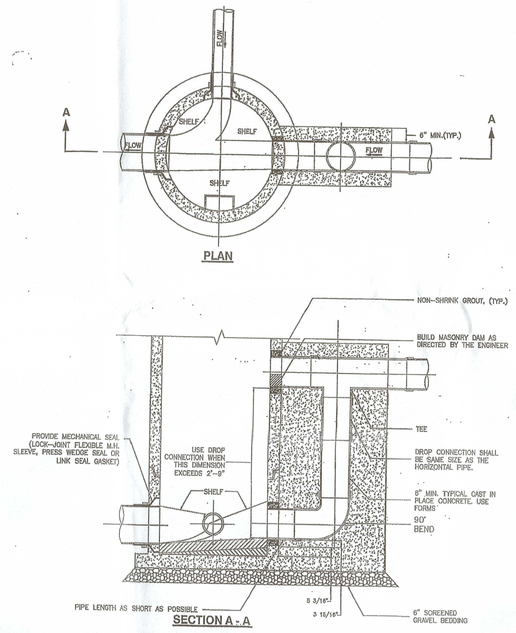

OUTSIDE DROP MANHOLE DETAIL

NOT TO SCALE

Z_CIVIL PROJECTS DPI GENERIC DETAILS

NOTE: CITY OF NEW BEDFORD STANDARD DETAIL.

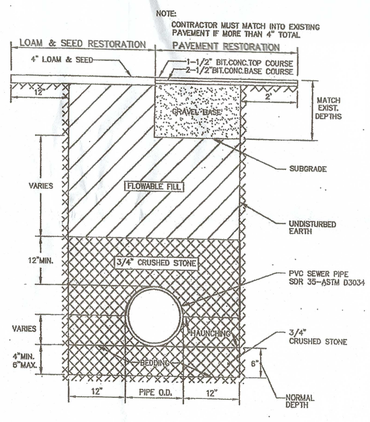

FIGURE 1
TYPICAL TRENCH DETAIL
(ALL PIPES LESS THAN 20"DIA.)

NOT TO SCALE

NOTE: CITY OF NEW BEDFORD STANDARD DETAIL.

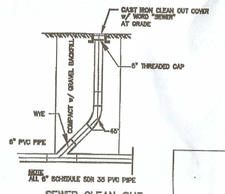

SEWER CLEAN OUT

NOT TO SCALE

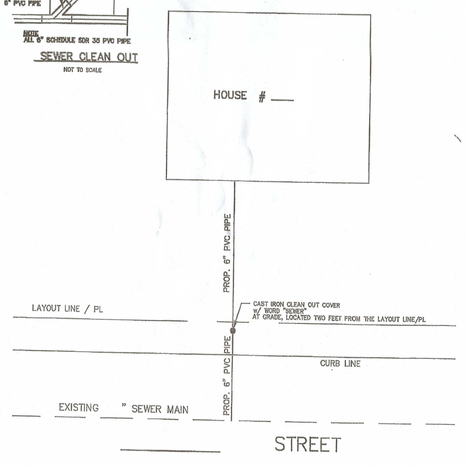

PROPOSED SEWER STUB DIAGRAM

NOT TO SCALE

23

NOTE: CITY OF NEW BEDFORD STANDARD DETAIL.

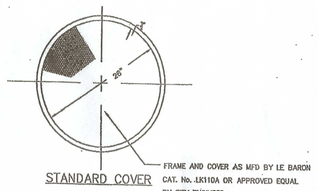

STANDARD COVER

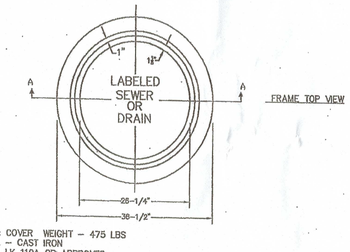

NOTES :

1. FRAME & COVER WEIGHT – 475 LBS
2. MATERAL – CAST IRON
3. LeBARON LK 110A OR APPROVED EQUAL BY CITY ENGINEER

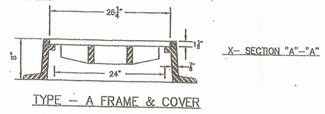

X– SECTION "A"–"A"

TYPE – A FRAME & COVER

MANHOLE FRAME AND COVER

NOT TO SCALE

19

NBMHF&C.DWG

NOTE: CITY OF NEW BEDFORD STANDARD DETAIL.

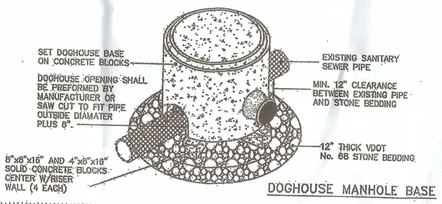

DOGHOUSE MANHOLE BASE

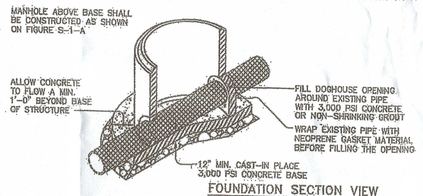

FOUNDATION SECTION VIEW

NOTES:

1. CONSTRUCT A FORMED INVERT FROM NEW SEWER LINE TO ALLOW FLOW TO THE EXISTING PIPE.
2. POUR A SHELF TO THE LOWER HALF OF THE EXISTING PIPE.
3. CUT AND REMOVE THE TOP HALF OF EXISTING PIPE TO WITHIN 6" OF THE MANHOLE WALLS AFTER THE INVERT AND SHELF HAVE BEEN FORMED, AND THE MH HAS BEEN FULLY TESTED IN ACCORDANCE WITH THESE SPECIFICATIONS.

TYPICAL MANHOLE BASE SHOWING "DOGHOUSE" INSTALLATION

NOTE: CITY OF NEW BEDFORD STANDARD DETAIL.

No.	DATE	DESCRIPTION	DESIGNER	REVIEWER
2.	5/17/2022	RESPONSE TO NEW BEDFORD DPI COMMENTS	JHD	KCM
1.	03/30/2022	RESPONSE TO NEW BEDFORD DPI COMMENTS	JHD	KCM

COMMONWEALTH OF MASSACHUSETTS
KEVIN C. MCGRATH
No. 52162
REGISTERED PROFESSIONAL ENGINEER
5/17/2022

SCALE: HORZ. N.T.S
VERT.
DATUM: HORZ.
VERT.
0
GRAPHIC SCALE

FUSS & O'NEILL
108 MYRTLE STREET, SUITE 502
QUINCY, MA 02171
617.282.4675
www.fussfo.com

BRISTOL COMMUNITY COLLEGE
CONSTRUCTION DETAILS
198 HERMAN MELVILLE BOULEVARD
NEW BEDFORD MASSACHUSETTS

PROJ. No.: 20210350.A10
DATE: 01/12/2022

CD-505

File: J:\DWG\P2021\0350\A10\Civil\Plan\20210350.A10_DET01.dwg Layout: CD-505 Plotted: 2022-05-17 2:17 PM Saved: 2022-05-16 3:54 PM User: JDeninger
PC3: AUTOCAD PDF (GENERAL DOCUMENTATION).PC3 STB/CTB: FO.STB
MS VIEW:
LAYER STATE: