



J. Bordenman

PERMIT NO.

24570

CITY OF NEW BEDFORD
SEWER AND/OR STORM DRAIN PERMIT

DATE 3/9/18

This certifies that permission is granted to

Property Owner

Address

Tel.

To connect a sewer and/or storm drain located at 942 Terry Lane

Assessor's Plot 1309 Lot 733, to the sewer and/or storm drain in 1/2 Foreman Man Terry Lane Street

To be laid in accordance with the conditions in this application and the City of New Bedford ordinances.

TYPE OF USE: RESIDENTIAL COMMERCIAL INDUSTRIAL FLOW G.P.D.

If applicant other than actual property owner, attach Letter of Authorization from Property Owner.

Name M. A. Smith Tel. 508-728-8096

Mailing Address 942 Terry Lane

The Bonded Contractor/Drain Layer authorized to perform this work is:

Name W. C. Smith Address

Tel.

Type of Pipe Required: 30" 25" PVC

PERMIT EXPIRES ONE YEAR AFTER DATE OF ISSUE

- Requires separate connections for sewage and storm drain where applicable. Storm water cannot be discharged to a sanitary sewer.
- All work must be inspected and approved by a D.P.I. inspector before backfilling.
- If this connection is to be part of a private service shared jointly with other building owners, attach copy of Recorded Joint Maintenance Agreement.
- Permits can be issued to Industrial and/or Commercial Applicants only upon receipt and approval by the Commissioner of Public Infrastructure of required plans and supplemental information.
- In addition, a City-issued Industrial User Discharge Permit and/or a Sewer Extension/Connection Permit issued by the Commonwealth of Massachusetts D.E.P. shall be required by the City for Industrial Discharge into the sewer system.

Industrial User Discharge Permit No. Date

Comm. Mass. Sewer Conn./Ext. Permit No. #18-01 Date 3-2-18

A Filing and Inspection Fee of \$450.00, plus an Entrance Fee of \$ where applicable, must accompany this application.

Bank# Bank of America Check# 125 Date 3/9/18 Receipt# 1567975

Other requirements:

Connection made to Sewer Part of jointly-shared private line YES NO
Storm Drain

Applicant agrees to abide by the above terms, as well as all pertinent ordinances of the City of New Bedford, and such other special rules as the Commissioner of Public Infrastructure and/or City Engineer may deem necessary

City Engineer W. C. Smith Signature of Property Owner or Representative M. A. Smith
Engineering Supervisor

INSPECTOR'S REPORT

INSPECTED BY: SEE WHITE SHEET

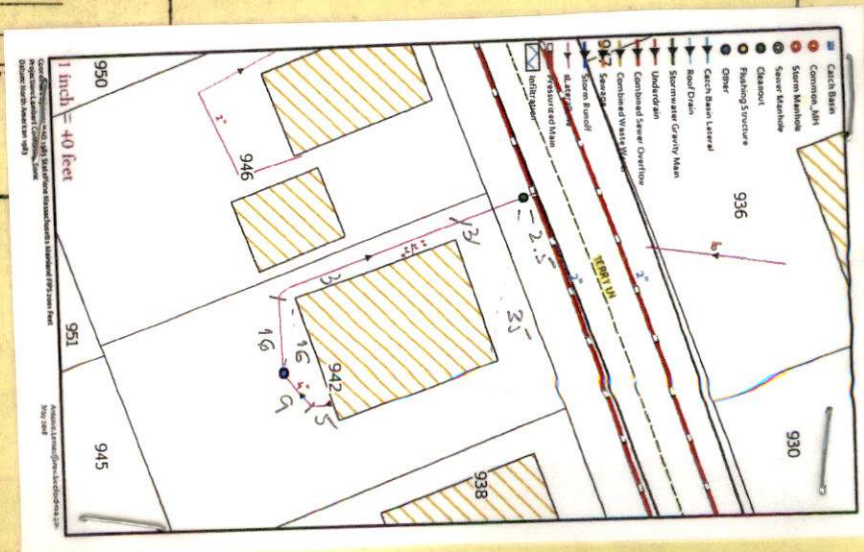
DATE:

COMMENTS:

APPROVED

DISAPPROVED

SIGNATURE



Bordenment



WW-18-14

expire 3/9/19

PERMIT NO.
24570

CITY OF NEW BEDFORD
SEWER AND/OR STORM DRAIN PERMIT

DATE 3/9/18

This certifies that permission is granted to

Mara Felix Property Owner 942 Terry Lane Address New Bedford MA 508-728-8096 Tel.

To connect a sewer and/or storm drain located at 942 Terry Lane
Assessor's Plot 138A Lot 733 to the sewer and/or storm drain in 1/2 Forecm Main Terry Lane Street

To be laid in accordance with the conditions in this application and the City of New Bedford ordinances.

TYPE OF USE: RESIDENTIAL COMMERCIAL INDUSTRIAL FLOW G.P.D.

If applicant other than actual property owner, attach Letter of Authorization from Property Owner.

Name SARA FELIX Tel. 508-728-8096

Mailing Address 942 Terry Lane

The Bonded Contractor/Drain Layer authorized to perform this work is:

Name W.C. Smith Address Tel.

Type of Pipe Required: 30 35 PVC

PERMIT EXPIRES ONE YEAR AFTER DATE OF ISSUE

- Requires separate connections for sewage and storm drain where applicable. Storm water cannot be discharged to a sanitary sewer.
- All work must be inspected and approved by a D.P.I. inspector before backfilling.
- If this connection is to be part of a private service shared jointly with other building owners, attach copy of Recorded Joint Maintenance Agreement.
- Permits can be issued to Industrial and/or Commercial Applicants only upon receipt and approval by the Commissioner of Public Infrastructure of required plans and supplemental information.
- In addition, a City-issued Industrial User Discharge Permit and/or a Sewer Extension/Connection Permit issued by the Commonwealth of Massachusetts D.E.P. shall be required by the City for Industrial Discharge into the sewer system.

Industrial User Discharge Permit No. Date

Comm. Mass. Sewer Conn./Ext. Permit No. #18-01 Date 3-2-18

A Filing and Inspection Fee of \$450.00, plus an Entrance Fee of \$ where applicable, must accompany this application.

Bank# Bank of America Check# 125 Date 3/9/18 Receipt# 1567975

Other requirements: FOR INSPECTION ONLY A 24 HOUR NOTICE IS REQUIRED AND THE CONTRACTOR/APPLICANT IS REQUIRED TO NOTIFY THE D.P.I. @ 508 979-1550 Press 4 Repair

Connection made to Sewer Part of Storm Drain PERMIT EXPIRES 1 YEAR

Applicant agrees to abide by the above terms, as well as all pertinent ordinances of the City of New Bedford, and such other special rules as the Commissioner of Public Infrastructure and/or City Engineer may deem necessary

Stephen Crampton City Engineer Engineering Supervisor

Sara Felix Signature of Property Owner or Representative

INSPECTOR'S REPORT

INSPECTED BY:


DATE:

COMMENTS:

APPROVED

DISAPPROVED

SIGNATURE



SKETCH PLAN



Inspector:

Expirer
3/9/19

PERMIT NO.

24570

**CITY OF NEW BEDFORD
SEWER AND/OR STORM DRAIN PERMIT**

DATE 3/9/18

This certifies that permission is granted to

Name Marc Felix Address 94 Terry Lane Tel. 508-728-8096
 Property Owner New Bedford MA

To connect a sewer and/or storm drain located at 942 Terry Lane
Assessor's Plot 138A Lot 733 to the sewer and/or storm drain in 1/2 FORCEN Main Terry Lane Street

To be laid in accordance with the conditions in this application and the City of New Bedford ordinances.

TYPE OF USE: RESIDENTIAL ☒ COMMERCIAL ☐ INDUSTRIAL ☐ FLOW _____ G.P.D.

If applicant other than actual property owner, attach Letter of Authorization from Property Owner.

Name SARA Felix Tel. 508-728-8096

Mailing Address 942 Perry Lane

The Bonded Contractor/Drain Layer authorized to perform this work is:

Name W.C. Smith Address _____ Tel. _____

Type of Pipe Required: 90° 35 PVC

PERMIT EXPIRES ONE YEAR AFTER DATE OF ISSUE

- Requires separate connections for sewage and storm drain where applicable. Storm water cannot be discharged to a sanitary sewer.
 - All work must be inspected and approved by a D.P.I. inspector before backfilling.
 - If this connection is to be part of a private service shared jointly with other building owners, attach copy of Recorded Joint Maintenance Agreement.
 - Permits can be issued to Industrial and/or Commercial Applicants only upon receipt and approval by the Commissioner of Public Infrastructure of required plans and supplemental information.
 - In addition, a City-issued Industrial User Discharge Permit and/or a Sewer Extension/Connection Permit issued by the Commonwealth of Massachusetts D.E.P. shall be required by the City for Industrial Discharge into the sewer system.
- Industrial User Discharge Permit No. Date

Industrial User Discharge Permit No. Date

Comm. Mass. Sewer Conn./Ext. Permit No. #18-01 Date 3-2-18

A Filing and Inspection Fee of \$450.00, plus an Entrance Fee of \$..... where applicable, must accompany this application.

Bank# Bank of America Check# 125 Date 3/9/18 Receipt# 1567978

Other requirements:.....

**FOR INSPECTION ONLY A 24 HOUR
NOTICE IS REQUIRED AND THE
CONTRACTOR/APPLICANT IS
REQUIRED TO NOTIFY THE D.P.I.
@ 508 979-1550 Press 4 Repair
PERMIT EXPIRES 1 YEAR**

Connection made to Sewer Part of Storm Drain

Applicant agrees to abide by the above terms, as well as all pertinent ordinances of the City of New Bedford, and such other special rules as the Commissioner of Public Infrastructure and/or City Engineer may deem necessary

Stephen Crampton
City Engineer
Engineering Supervisor

Signature of Property Owner or Representative

INSPECTOR'S REPORT

INSPECTED BY: ANTONIO LEMOS
DATE: 5/10/2018
COMMENTS: Abandonment of septic system
Low pressure 1 1/2" + CO
(APPROVED) ☒ DISAPPROVED ☐

APPROVED

DISAPPROVED

Antonio Lino

SIGNATURE

SKETCH PLAN



Department of Public Infrastructure

Jamie Ponte
Commissioner

CITY OF NEW BEDFORD

Jonathan F. Mitchell, Mayor

Water
Wastewater
Highways
Engineering
Cemeteries
Park Maintenance
Forestry
Energy

To Whom It May Concern:

I Marc Felix 942 Terry Ln, New Bedford, being
(Name) (Mailing Address)

Owner of property located at

Plot 130A, Lot 733, hereby agree to allow Sara Felix
(Name)

942 Terry Ln, New Bedford, to act on my behalf including affixing my
(Mailing Address)

signature in securing permit for:

☒ Sewer/Drain Service Permits
☐ Water Service Permits
☐ Driveway Installation Permits
☐ Sidewalk Installation Permits

I further agree to conform to, and abide by, All City rules and ask regulations applicable to the permit (s) being applied for:

Name [Signature]
Signature

942 Terry Ln, New Bedford
Address

3/8/18 508-728-8096
Date Telephone Number

No. 18-01

FEE \$60.00

COMMONWEALTH OF MASSACHUSETTS

Board of Health, NEW BEDFORD, MA.

DISPOSAL SYSTEM CONSTRUCTION PERMIT

Permission is hereby granted to; Construct() Repair() Upgrade() Abandon(☒) an individual sewage disposal system at 942 Terry Lane, New Bedford Ma as described in the application for Disposal System Construction Permit No. N/A, dated N/A.

Provided: Construction shall be completed within three years of the date of this permit. All local conditions must be met.

Paul A. Joseph

DISPLAY PERMIT IN A CONSPICUOUS PLACE ON THE PREMISES



Commonwealth of Massachusetts

City of New Bedford

133 William Street New Bedford, MA 02740

SEWER PERMIT



Date: 5/23/2018

No. WW-18-14

Sewer Connection Fee: \$450.00

Pipe Size: 0.00

Trench Length: 0.00

Service Location: 942 TERRY LN

Owner Name: FELIX MARC H JR

Type of Occupancy: Residential

Type of Work: Sewer - New Service Abandon
Septic

Work Description: service# 24570

abaondment of septic:
#18-01

P130A L733

expires 03/09/19

connecting into 1/2" forcemain on TerryLane

No. of Units : 0 Required Design Daily Flow : 0.00 Provided Daily Flow : 0.00

The undersigned petitions you to grant permission to ENTER INTO THE MAIN SEWER and, if such permission is granted, hereby agrees to the following:

1. To abide by the conditions and regulations imposed by the Commissioner of Public Works by statute or by ordinance now in force, or as amended from time to time.
2. That the connection of said sewer with the main sewer shall be inspected by an employee of the department of Public Works or by a designated agent of the Town before burial of said connection.
3. That the work shall at all times be under the direction and control of the Commissioner of Public Works or his authorized agent, and that any expense incurred by the Town shall be charged to the permittee, and said permittee agrees to reimburse the Town for said expense.

Installing Company Name: Eric W. Smith

License Type: CSI-DM
Residential
Demolition Only

Call (781) 942-9077 For Inspection

Work Order Number: 18-006971

5/15/2018
8:32 AM

Category: Service Lateral Pressure Priority:
Problem: Locate Request Crew:
Cause: Supervisor: STEPHANIE DUPRAS
Main Task: Inspection Status: New Work Order
Work Order Start Date/Time: Work Order End Date/Time:

Location (s)
942 TERRY LN

Comments from Request
SEWER INSPECTION TODAY AFTER LUNCH FOR ERIC SMITH .. 508-726-4344 SEWER PERMIT.#24570

Task Start Date/Time: Task End Date/Time:

Task Code: SWT180 Task Description: Inspection

Employee Number	Employee Name	Time Type				Units
		Reg	OT	Normal	Type	
14950	ANTONIO LEMOS	0.00	0.00	0.00	REGULAR TIME	Hours

Equipment Code	Equipment Description	Units

Material Code	Material Description	Units

Fluid Code	Fluid Description	Units

GENERAL NOTES:

LATERAL CONNECTIONS CONSIST OF A 1-1/2" WYE CONNECTION AT THE MAIN THEN REDUCED DOWN TO 1-1/4" SCH 40 PVC FOR INDIVIDUAL SERVICES.

ALL SERVICES HAVE SHUT OFF VALVE 4' +/- OFF EDGE OF PAVEMENT WITH A CHECK VALVE 1' +/- AWAY.

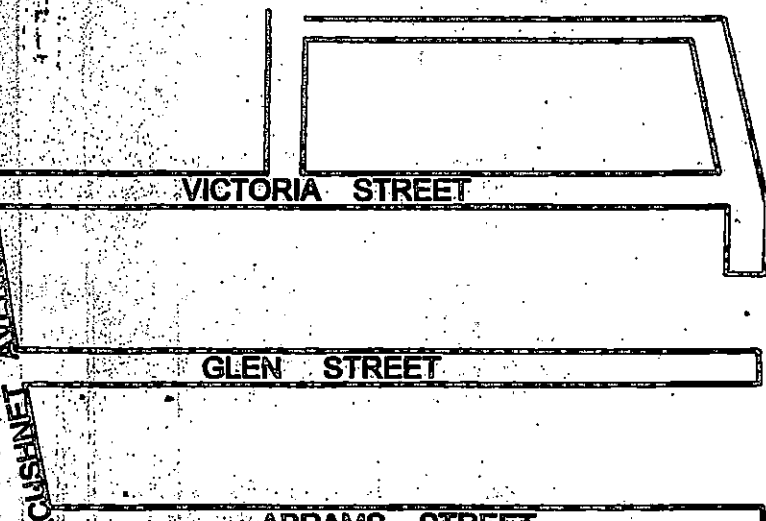
ALL SERVICES TO DWELLING TO BE 1-1/4" SCH 40 PVC PIPES UP TO PUMPS.

LATERALS SERVICING HOUSE #870 TERRY LANE & #881 CHAFFEE STREET ARE ENCASED IN A 3" SCH 40 SLEEVE.

ALL PIPING INSTALLED 48" + BELOW GRADE.

MAIN

LOCUS MAP (Not to Scale)



L.P.F.M. AS-

SUSAN

881 CHAFFEE

TERRY LANE SE

NEW BEDFORD

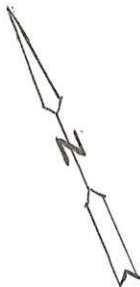
KENNETH R. FERRI

46 FOSTER

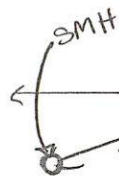
NEW BEDFORD, MASS

TEL: (508) 992-0020

VDA DRIVE



MAP 130D
LOTS 5-9



239' to
TEE/CLEAN
OUT

EXISTING 2" L.P.F.M.

C.L.

TO ACUSHNET AVE

23'

77'

EXISTING 2" L.P.F.M.

SHUT OFF VALVE
4' ± OFF EDGE OF PAVEMENT

C.L.

MAP 130A
LOT 726



HSE #942

MAP 130A
LOT 733