



PERMIT NO.

24496

CITY OF NEW BEDFORD
SEWER AND/OR STORM DRAIN PERMIT

DATE 10/31/14

This certifies that permission is granted to

Property Owner Margareta Vasconcelos Address 10 Eric way NBMA Tel. 508-974-5218

To connect a sewer and/or storm drain located at Service sized bucket st (SS) 60 +/- Exadebra

Assessor's Plot 13D Lot 481, to the sewer and/or storm drain in bucket st Street St

To be laid in accordance with the conditions in this application and the City of New Bedford ordinances.

TYPE OF USE: RESIDENTIAL COMMERCIAL INDUSTRIAL FLOW _____ G.P.D.

If applicant other than actual property owner, attach Letter of Authorization from Property Owner.

Name _____ Tel. _____

Mailing Address _____

The Bonded Contractor/Drain Layer authorized to perform this work is:

Name _____ Address _____ Tel. _____

Type of Pipe Required: _____ Construction

PERMIT EXPIRES ONE YEAR AFTER DATE OF ISSUE

- Requires separate connections for sewage and storm drain where applicable. Storm water cannot be discharged to a sanitary sewer.
 - All work must be inspected and approved by a D.P.I. inspector before backfilling.
 - If this connection is to be part of a private service shared jointly with other building owners, attach copy of Recorded Joint Maintenance Agreement.
 - Permits can be issued to Industrial and/or Commercial Applicants only upon receipt and approval by the Commissioner of Public Infrastructure of required plans and supplemental information.
 - In addition, a City-issued Industrial User Discharge Permit and/or a Sewer Extension/Connection Permit issued by the Commonwealth of Massachusetts D.E.P. shall be required by the City for Industrial Discharge into the sewer system.
- Industrial User Discharge Permit No. _____ Date _____

Comm. Mass. Sewer Conn./Ext. Permit No. _____ Date _____

A Filing and Inspection Fee of \$ 412 plus an Entrance Fee of \$ _____ where applicable, must accompany this application.

Bank# Citizens Bank Check# 24496 Date 10/31/14 Receipt# 754931

Other requirements: Please contact us within 24 hours for inspection

Connection made to Sewer Part of jointly-shared private line YES NO
Storm Drain

Applicant agrees to abide by the above terms, as well as all pertinent ordinances of the City of New Bedford, and such other special rules as the Commissioner of Public Infrastructure and/or City Engineer may deem necessary

Manuel H. Silva
City Engineer

Margareta Vasconcelos
Signature of Property Owner or Representative

INSPECTOR'S REPORT

INSPECTED BY: _____

DATE: _____

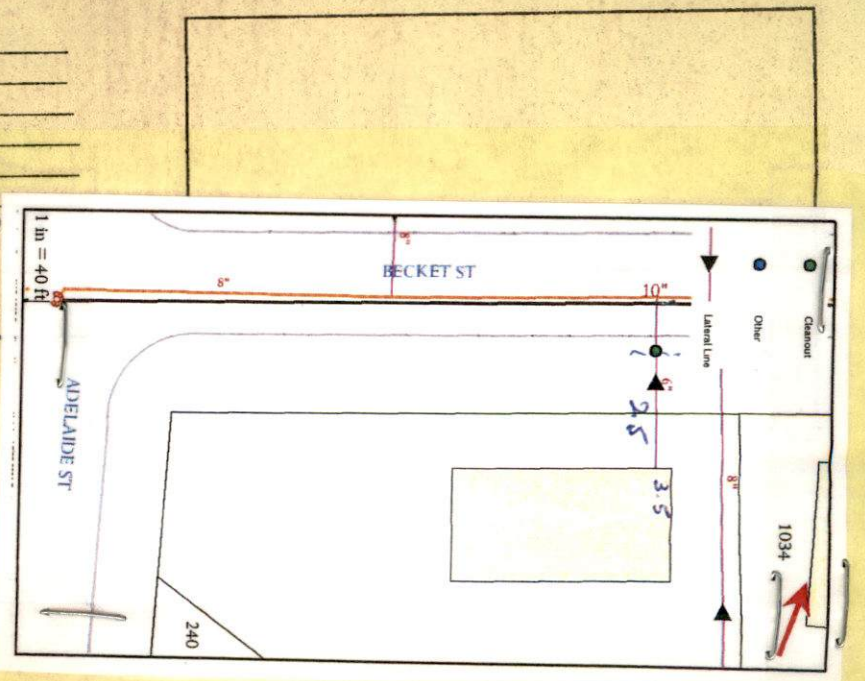
COMMENTS: _____

APPROVED

DISAPPROVED

SEE WHITE SHEET

SIGNATURE





Inspection 11/8 @ 9am

PERMIT NO.

24496

CITY OF NEW BEDFORD
SEWER AND/OR STORM DRAIN PERMIT

DATE 10/31/14

This certifies that permission is granted to

Margarida Vasconcelos 10 Eric's way N.B.M.A.
Property Owner Address Tel. 508-974-5218

To connect a Service Size 4 inch sewer and/or storm drain located at Bucket St (SS) 60 +/- Exadebridge St
Assessor's Plot 130 Lot 481, to the sewer and/or storm drain in Bucket St. Street St

To be laid in accordance with the conditions in this application and the City of New Bedford ordinances.

TYPE OF USE: RESIDENTIAL COMMERCIAL INDUSTRIAL FLOW _____ G.P.D.

If applicant other than actual property owner, attach Letter of Authorization from Property Owner.

Name _____ Tel. _____

Mailing Address _____

The Bonded Contractor/Drain Layer authorized to perform this work is:

Name _____ Address _____ Tel. _____

Type of Pipe Required: 600 to 60 JLC Construction

PERMIT EXPIRES ONE YEAR AFTER DATE OF ISSUE

- Requires separate connections for sewage and storm drain where applicable. Storm water cannot be discharged to a sanitary sewer.
- All work must be inspected and approved by a D.P.I. inspector before backfilling.
- If this connection is to be part of a private service shared jointly with other building owners, attach copy of Recorded Joint Maintenance Agreement.
- Permits can be issued to Industrial and/or Commercial Applicants only upon receipt and approval by the Commissioner of Public Infrastructure of required plans and supplemental information.
- In addition, a City-issued Industrial User Discharge Permit and/or a Sewer Extension/Connection Permit issued by the Commonwealth of Massachusetts D.E.P. shall be required by the City for Industrial Discharge into the sewer system.

Industrial User Discharge Permit No. _____ Date _____

Comm. Mass. Sewer Conn./Ext. Permit No. _____ Date _____

A Filing and Inspection Fee of \$ 450 plus an Entrance Fee of \$ _____ where applicable, must accompany this application.

Bank# Citizens Bank Check# _____ Date 10/31/14 Receipt# _____

Other requirements: Please contact us within 24 hours for inspection

Connection made to Sewer Part of jointly-shared private line YES NO
Storm Drain

Applicant agrees to abide by the above terms, as well as all pertinent ordinances of the City of New Bedford, and such other special rules as the Commissioner of Public Infrastructure and/or City Engineer may deem necessary

Manuel H. Silva
City Engineer

Margarida Vasconcelos
Signature of Property Owner or Representative

INSPECTOR'S REPORT

INSPECTED BY: Antonio Paulo Silva

DATE: 11/08/2016

COMMENTS: OK

APPROVED

DISAPPROVED

Antonio Paulo Silva

SIGNATURE

SEE MAP.

NEW SERVICE

SKETCH PLAN



17-1

PERMIT NO.
24496

CITY OF NEW BEDFORD
SEWER AND/OR STORM DRAIN PERMIT

DATE 10/31/14

This certifies that permission is granted to

Margarida Vasconcelos 10 Eric way NBMA
Property Owner Address Tel. 508-974-5218

To connect a sewer and/or storm drain located at 6 inch service size Becket St (SS) 60 +/- Exadebia St

Assessor's Plot 130 Lot 481, to the sewer and/or storm drain in 8 inch Becket St. Street

To be laid in accordance with the conditions in this application and the City of New Bedford ordinances.

TYPE OF USE: RESIDENTIAL COMMERCIAL INDUSTRIAL FLOW G.P.D.

If applicant other than actual property owner, attach Letter of Authorization from Property Owner.

Name Mailing Address Tel.

The Bonded Contractor/Drain Layer authorized to perform this work is:

Name Address Tel.

Type of Pipe Required: 6 inch 24 inch JLC Construction

PERMIT EXPIRES ONE YEAR AFTER DATE OF ISSUE

- Requires separate connections for sewage and storm drain where applicable. Storm water cannot be discharged to a sanitary sewer.
- All work must be inspected and approved by a D.P.I. inspector before backfilling.
- If this connection is to be part of a private service shared jointly with other building owners, attach copy of Recorded Joint Maintenance Agreement.
- Permits can be issued to Industrial and/or Commercial Applicants only upon receipt and approval by the Commissioner of Public Infrastructure of required plans and supplemental information.
- In addition, a City-issued Industrial User Discharge Permit and/or a Sewer Extension/Connection Permit issued by the Commonwealth of Massachusetts D.E.P. shall be required by the City for Industrial Discharge into the sewer system.

Industrial User Discharge Permit No. Date

Comm. Mass. Sewer Conn./Ext. Permit No. Date

A Filing and Inspection Fee of \$450 plus an Entrance Fee of \$ where applicable, must accompany this application.

Bank# Citizens Bank Check# 24496 Date 10/31/14 Receipt# 754531

Other requirements: Please contact as with 24 hours for inspection

Connection made to Sewer Storm Drain Part of jointly-shared private line YES NO

Applicant agrees to abide by the above terms, as well as all pertinent ordinances of the City of New Bedford, and such other special rules as the Commissioner of Public Infrastructure and/or City Engineer may deem necessary

Manuel H. Silva
City Engineer
Deputy Commissioner


Margarida Vasconcelos
Signature of Property Owner or Representative

INSPECTOR'S REPORT

INSPECTED BY: DATE: COMMENTS:

APPROVED DISAPPROVED

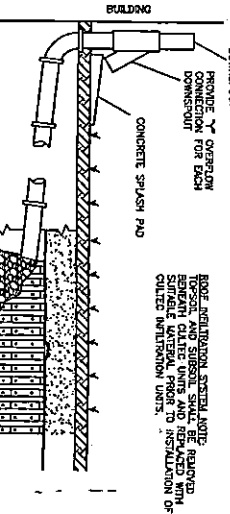
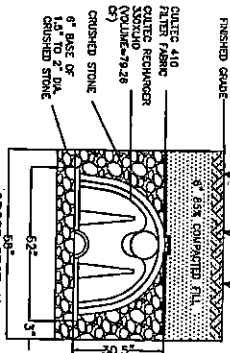
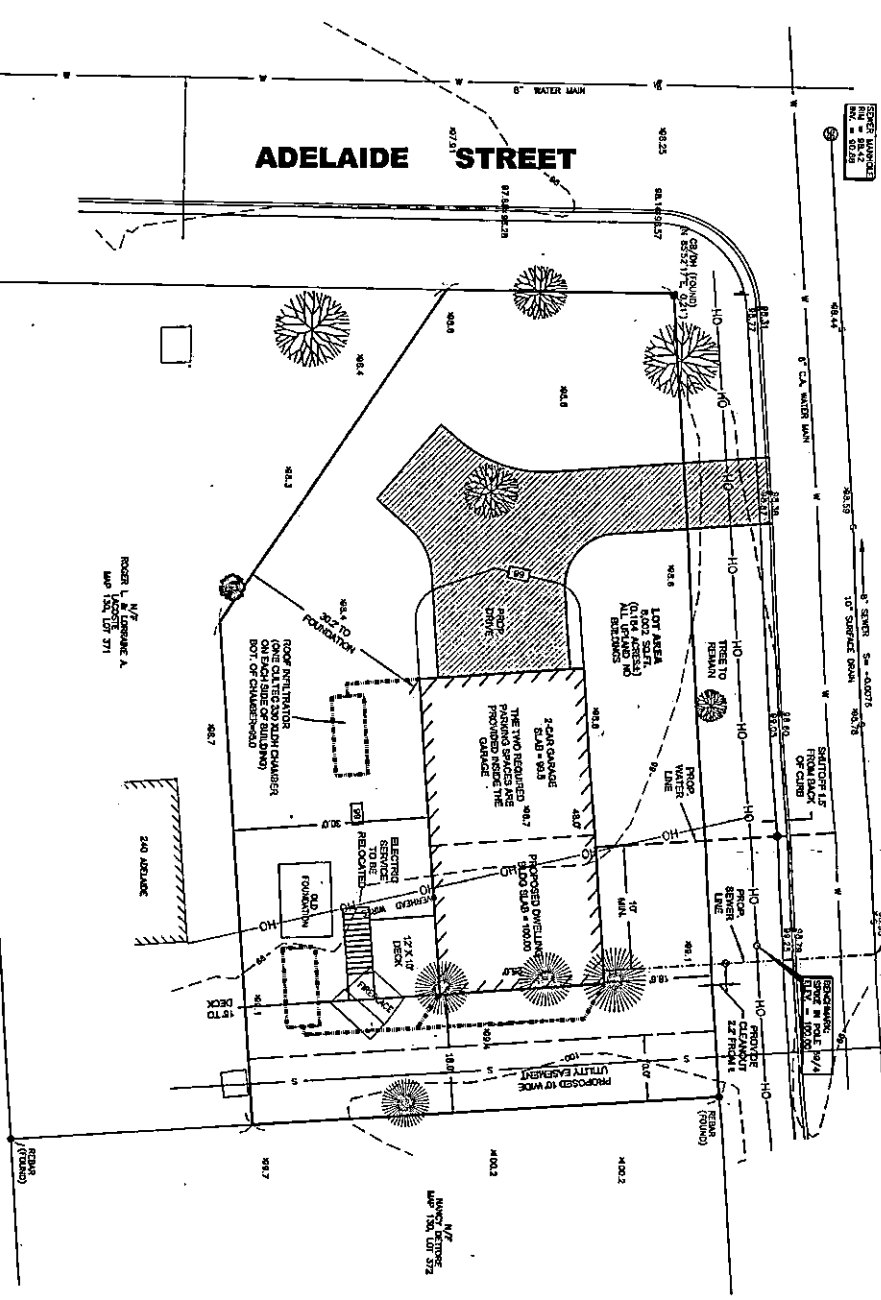
SIGNATURE



SKETCH PLAN

BECKET STREET

ADELAIDE STREET



DETAIL OF ROOF RUNOFF INFILTRATION SYSTEM

NOT TO SCALE



- NOTES:
1. THE SUBJECT PROPERTY IS SHOWN AS PARCEL 100-481 IN THE CITY OF NEW BEDFORD ASSESSING RECORDS.
 2. REFER TO MAP 1114, PAGE 142 ON RECORD AT THE DISTRICT COURT REISTRY OF DEED (S.D.) FOR TITLE INFORMATION TO THE SUBJECT PROPERTY.
 3. THE SUBJECT PROPERTY IS SHOWN AS LOT 4A ON A PLAN ON RECORD AT S.D. REISTRY OF DEEDS AT PLAN BOOK 150, PAGE 37.
 4. THE SUBJECT PROPERTY IS LOCATED IN THE CITY OF NEW BEDFORD, RESIDENTIAL A (R-1) ZONING DISTRICT, AS SHOWN ON THE 2010 CITY OF NEW BEDFORD ZONING MAP.
 5. THE SUBJECT PROPERTY IS LOCATED IN ZONE X AREA OF URBAN FLOORING, AS SHOWN ON THE 2010 CITY OF NEW BEDFORD ZONING MAP.
 6. THE LOCATION OF THE SEWER LATERAL SHOWN CROSSING THE SUBJECT PROPERTY IS BASED ON A 2010 CITY OF NEW BEDFORD DEPARTMENT OF PUBLIC INFRASTRUCTURE AND UTILITIES MAP. THE LOCATION OF THE SEWER LATERAL SHOWN CROSSING THE SUBJECT PROPERTY IS TO BE CONSIDERED APPROXIMATE ONLY AND HAS NOT BEEN FIELD VERIFIED.
 7. THE LOCATION OF THE WATER MAIN SHOWN CROSSING THE SUBJECT PROPERTY IS BASED ON A 2010 CITY OF NEW BEDFORD DEPARTMENT OF PUBLIC INFRASTRUCTURE AND UTILITIES MAP. THE LOCATION OF THE WATER MAIN SHOWN CROSSING THE SUBJECT PROPERTY IS TO BE CONSIDERED APPROXIMATE ONLY AND HAS NOT BEEN FIELD VERIFIED.
 8. THE LOCATION OF THE WATER MAIN SHOWN CROSSING THE SUBJECT PROPERTY IS BASED ON A 2010 CITY OF NEW BEDFORD DEPARTMENT OF PUBLIC INFRASTRUCTURE AND UTILITIES MAP. THE LOCATION OF THE WATER MAIN SHOWN CROSSING THE SUBJECT PROPERTY IS TO BE CONSIDERED APPROXIMATE ONLY.

ZONING SUMMARY

CRITERIA	REQUIRED	PROVIDED
AREA (SF)	8,000 SF	8,002 SF
FRONTAGE (LF)	75'	122'
FRONT YARD (LF)	20'	18.5'
SIDE YARD (LF)	10'x12'	16'
REAR YARD (LF)	30'	30'
% COVERAGE	40%	20%
GREEN SPACE	33%	80%

* EXCEEDS THE AREA OF SETBACK WITHIN 20'

- CONSTRUCTION NOTES:
1. THE PROPOSED BUILDING SERVICE IS TO BE 1' COVER.
 2. CONTRACTOR TO VERIFY ALL UTILITY LOCATIONS PRIOR TO CONSTRUCTION AND WORK TO CONDUCTING AIR WORK.
 3. ALL WORK TO COMPLY WITH CITY OF NEW BEDFORD DAY REQUIREMENTS.

LEGEND
1' COVER
WATER SERVICE
SEWER SERVICE
EXISTING CONDUIT
PROPOSED CONDUIT

PROPOSED DWELLING	
ASSESSORS' MAP 130, LOT 481	
NEW BEDFORD, MASSACHUSETTS	
RICHARD HOPPS	
PRIME ENGINEERING	
1000 STATE STREET, SUITE 200, NEW BEDFORD, MA 01905	
TEL: 508.447.0000	
FAX: 508.447.0000	
DATE: 10/20/2013	
DRAWN BY: RHP	
CHECKED BY: RHP	
APPROVED BY: RHP	
PROJECT NO: 1031-02-01	