



Exp 4/22/16

PERMIT NO.  
24427

CITY OF NEW BEDFORD  
SEWER AND/OR STORM DRAIN PERMIT

DATE 4/22/15

This certifies that permission is granted to

Long Built Homes 158 Charles McCauley Blvd 508 995-8240  
Property Owner Address Tel. Cui-de-See

To connect a sewer and/or storm drain located at MATE Drive ES 115' N. X Tankin Place

Assessor's Plot 130G Lot 193, to the sewer and/or storm drain in Mate Drive / 8" Main Street

To be laid in accordance with the conditions in this application and the City of New Bedford ordinances.

TYPE OF USE: RESIDENTIAL COMMERCIAL INDUSTRIAL FLOW 330 G.P.D.

If applicant other than actual property owner, attach Letter of Authorization from Property Owner.

Name..... Tel.....

Mailing Address.....

The Bonded Contractor/Drain Layer authorized to perform this work is:

Mercury Heavy Equipment

Name..... Address..... Tel.....

Type of Pipe Required: SDR35 PVC 6"

PERMIT EXPIRES ONE YEAR AFTER DATE OF ISSUE

- Requires separate connections for sewage and storm drain where applicable. Storm water cannot be discharged to a sanitary sewer.
- All work must be inspected and approved by a D.P.I. inspector before backfilling.
- If this connection is to be part of a private service shared jointly with other building owners, attach copy of Recorded Joint Maintenance Agreement.
- Permits can be issued to Industrial and/or Commercial Applicants only upon receipt and approval by the Commissioner of Public Infrastructure of required plans and supplemental information.
- In addition, a City-issued Industrial User Discharge Permit and/or a Sewer Extension/Connection Permit issued by the Commonwealth of Massachusetts D.E.P. shall be required by the City for Industrial Discharge into the sewer system.

Industrial User Discharge Permit No..... Date.....

Comm. Mass. Sewer Conn./Ext. Permit No..... Date.....

A Filing and Inspection Fee of \$450, plus an Entrance Fee of \$..... where applicable, must accompany this application.

Bank# BayCoast Check# 13070 Date 4/22/15 Receipt# 335718

Other requirements: Please call 24 hrs in advance

for inspection

Connection made to ☒ Sewer ☐ Storm Drain Part of jointly-shared private line YES ☐ NO

Applicant agrees to abide by the above terms, as well as all pertinent ordinances of the City of New Bedford, and such other special rules as the Commissioner of Public Infrastructure and/or City Engineer may deem necessary

Manuel H. Silva City Engineer Signature of Property Owner or Representative

INSPECTOR'S REPORT

INSPECTED BY: SEE WHITE SHEET

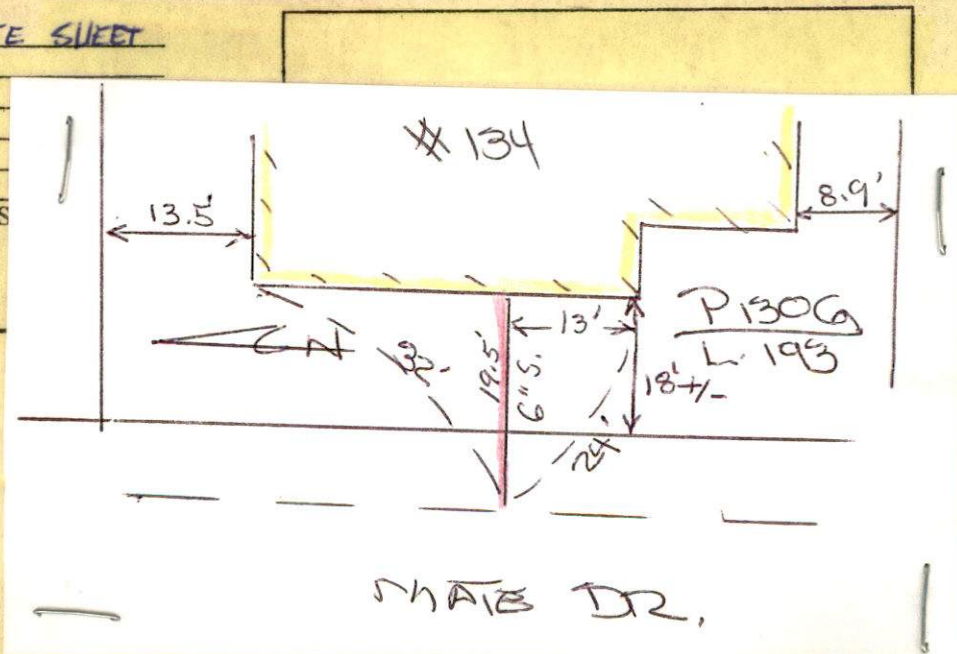
DATE:

COMMENTS:

APPROVED

DIS

SIGNATURE







WW - 15.10

Exp 4/22/16

PERMIT NO.

CITY OF NEW BEDFORD  
SEWER AND/OR STORM DRAIN PERMIT

DATE 4/22/15

24427

This certifies that permission is granted to

Long Built Homes 158 Charles McComb's Blvd 508.995.8240  
Property Owner Address Tel. Cul-de-sac

To connect a sewer and/or storm drain located at Mate Drive ES 115' N X Town Place

Assessor's Plot 1306 Lot 193, to the sewer and/or storm drain in Mate Drive/ 8" main Street

To be laid in accordance with the conditions in this application and the City of New Bedford ordinances.

TYPE OF USE: RESIDENTIAL COMMERCIAL INDUSTRIAL FLOW 330 G.P.D.

If applicant other than actual property owner, attach Letter of Authorization from Property Owner.

Name Tel.

Mailing Address

The Bonded Contractor/Drain Layer authorized to perform this work is:

Mercury Heavy Equipment

Name Address Tel.

Type of Pipe Required: SDR35 PVC 6"

PERMIT EXPIRES ONE YEAR AFTER DATE OF ISSUE

\* Install Clean out within City Layout

- Requires separate connections for sewage and storm drain where applicable. Storm water cannot be discharged to a sanitary sewer.
- All work must be inspected and approved by a D.P.I. inspector before backfilling.
- If this connection is to be part of a private service shared jointly with other building owners, attach copy of Recorded Joint Maintenance Agreement.
- Permits can be issued to Industrial and/or Commercial Applicants only upon receipt and approval by the Commissioner of Public Infrastructure of required plans and supplemental information.
- In addition, a City-issued Industrial User Discharge Permit and/or a Sewer Extension/Connection Permit issued by the Commonwealth of Massachusetts D.E.P. shall be required by the City for Industrial Discharge into the sewer system.

Industrial User Discharge Permit No. Date

Comm. Mass. Sewer Conn./Ext. Permit No. Date

A Filing and Inspection Fee of \$450, plus an Entrance Fee of \$ where applicable, must accompany this application.

Bank# BayCoast Check# 13070 Date 4/22/15 Receipt# 335718

Other requirements: please call 24 hrs in advance

for inspection

Connection made to Sewer Part of jointly-shared private line YES NO  
Storm Drain

Applicant agrees to abide by the above terms, as well as all pertinent ordinances of the City of New Bedford, and such other special rules as the Commissioner of Public Infrastructure and/or City Engineer may deem necessary

Manuel H. Silva  
Supervising City Engineer


Signature of Property Owner or Representative

INSPECTOR'S REPORT

INSPECTED BY: \_\_\_\_\_  
DATE: \_\_\_\_\_  
COMMENTS: \_\_\_\_\_

APPROVED DISAPPROVED

SIGNATURE



SKETCH PLAN





Inspector: Super Shop  
4/23 @ 1:00

Exp 4/22/16

DATE 4/22/15

PERMIT NO.  
24427

CITY OF NEW BEDFORD  
SEWER AND/OR STORM DRAIN PERMIT

This certifies that permission is granted to

Long Built Homes 158 Charles McConks Blvd 508 995-8240  
Property Owner Address Tel. Cul-de-Sac

To connect a sewer and/or storm drain located at Mate Drive ES 115' N X Tannin Place

Assessor's Plot 1306 Lot 193, to the sewer and/or storm drain in Mate Drive 8" Main Street

To be laid in accordance with the conditions in this application and the City of New Bedford ordinances.  
TYPE OF USE: RESIDENTIAL COMMERCIAL INDUSTRIAL FLOW 330 G.P.D.

If applicant other than actual property owner, attach Letter of Authorization from Property Owner.

Name Tel.

Mailing Address

The Bonded Contractor/Drain Layer authorized to perform this work is:

Mercury Heavy Equipment  
Name Address Tel.

Type of Pipe Required: SDR35 PVC 6" \* Install Clean out within City Layout

PERMIT EXPIRES ONE YEAR AFTER DATE OF ISSUE

- Requires separate connections for sewage and storm drain where applicable. Storm water cannot be discharged to a sanitary sewer.
  - All work must be inspected and approved by a D.P.I. inspector before backfilling.
  - If this connection is to be part of a private service shared jointly with other building owners, attach copy of Recorded Joint Maintenance Agreement.
  - Permits can be issued to Industrial and/or Commercial Applicants only upon receipt and approval by the Commissioner of Public Infrastructure of required plans and supplemental information.
  - In addition, a City-issued Industrial User Discharge Permit and/or a Sewer Extension/Connection Permit issued by the Commonwealth of Massachusetts D.E.P. shall be required by the City for Industrial Discharge into the sewer system.
- Industrial User Discharge Permit No. Date

Comm. Mass. Sewer Conn./Ext. Permit No. Date  
A Filing and Inspection Fee of \$450, plus an Entrance Fee of \$ where applicable, must accompany this application.

Bank# BayCoast Check# 13070 Date 4/22/15 Receipt# 335718

Other requirements: Please call 24 hrs in advance

for inspection

Connection made to Sewer Part of jointly-shared private line YES NO  
Storm Drain

Applicant agrees to abide by the above terms, as well as all pertinent ordinances of the City of New Bedford, and such other special rules as the Commissioner of Public Infrastructure and/or City Engineer may deem necessary

Manuel H. Silva  
Supervising City Engineer


Signature of Property Owner or Representative

INSPECTOR'S REPORT

INSPECTED BY: (Signature)  
DATE: 4/23/15  
COMMENTS:

APPROVED DISAPPROVED

(Signature)  
SIGNATURE



SKETCH PLAN





Commonwealth of Massachusetts

# CITY OF NEW BEDFORD

City Hall, Room 308, 133 William Street New Bedford, MA 02740 (508) 979-1540

LOT 193  
134  
MATE  
DRIVE.



## FOUNDATION PERMIT

4/15/2015

No. B-15-300

MSBC Sect. 111.8 - Any permit issued shall be deemed abandoned and invalid unless the work authorized by it shall have been commenced within six (6) months after its issuance.

FEE PAID \$100.00

This certifies that Robert F. Long

owner/contractor has permission to:

WS

MATE DR

on: Foundations Only 1-2 Family - 100.00

Providing that the person accepting this permit shall in every respect conform to the terms of application therefore on file in this office; to the provisions of the statute of the Commonwealth and to the by-laws of the City of New Bedford relating to the inspection, erection, enlarging, altering, raising, moving, repairing, or tearing down of a building.

Permit is issued subject to the following special requirements: (Restrictions)

 Wiring Inspector

---

---

---

---



Plumbing Inspector

---

---

---

---



Building Inspector

---

---

---

---

YOUR AREA INSPECTOR IS: Thomas Welch

Tel. (508) 979-1540 Between 8:00am - 9:00am

**NOTICE: NOTIFY INSPECTOR 48 HOURS IN  
ADVANCE OF APPLYING SHEATHING OR LATHING**

**OCCUPANCY PERMIT REQUIRED BEFORE OCCUPANCY**

No Building or Structure shall be used or occupied until the Certificate of Use and Occupancy shall have been issued by the Building Commissioner - MSBC, Sect. 120.1

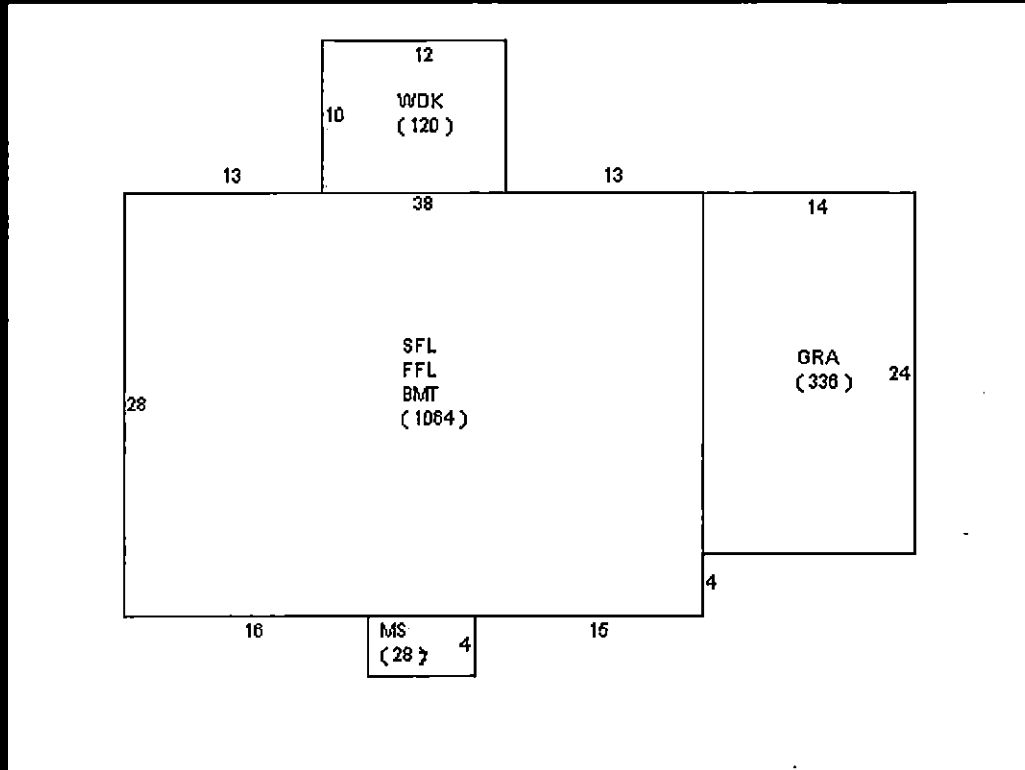
**This Card Must Be Displayed in a Conspicuous Place on the Premises and Not Torn Down or Removed Until Completion of Work**

SUBJECT TO MASSACHUSETTS  
STATE BUILDING CODE



Building Inspector

Plan Review Comments:





Commonwealth of Massachusetts

# City of New Bedford

133 William Street New Bedford, MA 02740

## SEWER PERMIT



Date: **7/16/2015**

No. **WW-15-10**

Sewer Connection Fee: **\$450.00**

Pipe Size: **0.00**

Trench Length: **0.00**

Service Location: **WS MATE DR**

Owner Name: **MULFORD RALPH K**

Type of Occupancy: **Residential**

Type of Work: **Sewer - New Sewer Service**

Work Description: **MATE DRIVE ES 115' NX TARKILN PLACE**

**SDR 35 PVC 6"**

**P130G L193**

**TRENCH#24427**

**INSTALL CLEAN OUT W/IN CITY LAYOUT**

**TYE INTO 8" MAIN**

**EXP:4/22/16**

No. of Units : **0**

Required Design Daily Flow : **0.00**

Provided Daily Flow : **0.00**

Installing Company Name: \_\_\_\_\_

License Type: \_\_\_\_\_

Address: \_\_\_\_\_ City/Town/State: \_\_\_\_\_

**Call (781) 942-9077 For Inspection**



Commonwealth of Massachusetts

# City of New Bedford

133 William Street New Bedford, MA 02740

## SEWER PERMIT



The undersigned petitions you to grant permission to ENTER INTO THE MAIN SEWER and, if such permission is granted, hereby agrees to the following:

1. To abide by the conditions and regulations imposed by the Commissioner of Public Works by statute or by ordinance now in force, or as amended from time to time.
2. That the connection of said sewer with the main sewer shall be inspected by an employee of the department of Public Works or by a designated agent of the Town before burial of said connection.
3. That the work shall at all times be under the direction and control of the Commissioner of Public Works or his authorized agent, and that any expense incurred by the Town shall be charged to the permittee, and said permittee agrees to reimburse the Town for said expense.

---

**GRANTED WITH THE USUAL CONDITIONS**

---

COMMISSIONER