



CITY OF NEW BEDFORD
SEWER AND/OR STORM DRAIN PERMIT

DATE 4/16/16

PERMIT NO.

24425

This certifies that permission is granted to

Property Owner

Address

Tel.

To connect a sewer and/or storm drain located at Mate Dr (138') (N.S.) 320 N. Tuckin Place

Assessor's Plot 138C Lot 196, to the sewer and/or storm drain in Mate Dr Street

To be laid in accordance with the conditions in this application and the City of New Bedford ordinances.

TYPE OF USE: RESIDENTIAL COMMERCIAL INDUSTRIAL FLOW 330 G.P.D.

If applicant other than actual property owner, attach Letter of Authorization from Property Owner.

Name..... Tel.....

Mailing Address.....

The Bonded Contractor/Drain Layer authorized to perform this work is:

Name..... Address..... Tel.....

Type of Pipe Required: SDR 35

PERMIT EXPIRES ONE YEAR AFTER DATE OF ISSUE

- Requires separate connections for sewage and storm drain where applicable. Storm water cannot be discharged to a sanitary sewer.
 - All work must be inspected and approved by a D.P.I. inspector before backfilling.
 - If this connection is to be part of a private service shared jointly with other building owners, attach copy of Recorded Joint Maintenance Agreement.
 - Permits can be issued to Industrial and/or Commercial Applicants only upon receipt and approval by the Commissioner of Public Infrastructure of required plans and supplemental information.
 - In addition, a City-issued Industrial User Discharge Permit and/or a Sewer Extension/Connection Permit issued by the Commonwealth of Massachusetts D.E.P. shall be required by the City for Industrial Discharge into the sewer system.
- Industrial User Discharge Permit No. Date

Comm. Mass. Sewer Conn./Ext. Permit No. Date

A Filing and Inspection Fee of \$ 450, plus an Entrance Fee of \$ where applicable, must accompany this application.

Bank# Bay Coast Check# 13033 Date 4/15/15 Receipt#

Other requirements: Please call ahead 24hr notice @ 508 975 1500 ext 506

Connection made to ☒ Sewer ☐ Storm Drain
Part of jointly-shared private line YES NO

Applicant agrees to abide by the above terms, as well as all pertinent ordinances of the City of New Bedford, and such other special rules as the Commissioner of Public Infrastructure and/or City Engineer may deem necessary

Deborah Amador
City Engineer

[Signature]
Signature of Property Owner or Representative

INSPECTOR'S REPORT

INSPECTED BY: NOT SIGNED

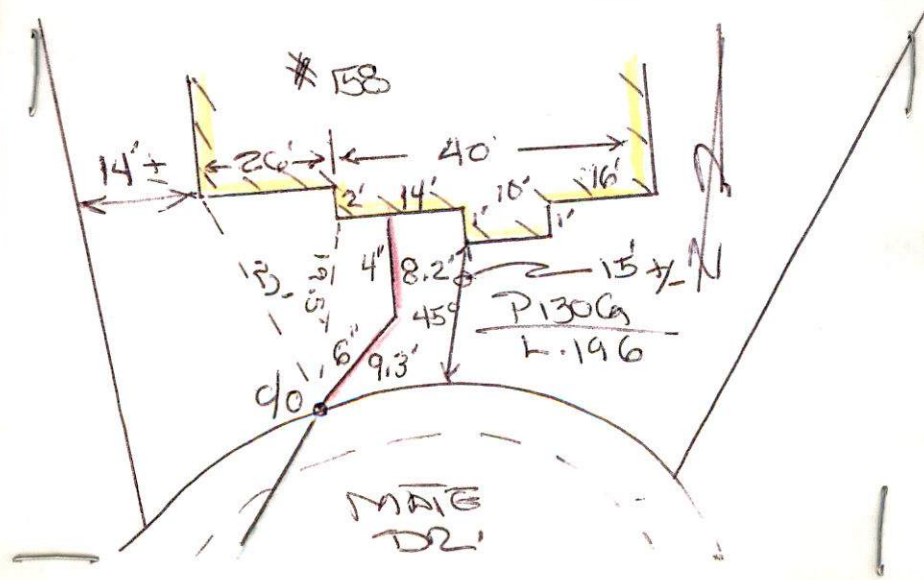
DATE:

COMMENTS:

APPROVED

DISA

SIGNATURE





WW-15-13

expires 4/16/16

PERMIT NO.

24425

CITY OF NEW BEDFORD
SEWER AND/OR STORM DRAIN PERMIT

DATE 4/16/15

This certifies that permission is granted to

Long Built Homes 158 Charles McCombs Blvd (508) 269-7782
Property Owner Address Tel. (508) 965-3579

To connect a sewer and/or storm drain located at Mate Drive (N.S.) 320' N. Tokin Place

Assessor's Plot 1306 Lot 196, to the sewer and/or storm drain in Mate Drive Street

To be laid in accordance with the conditions in this application and the City of New Bedford ordinances.

TYPE OF USE: RESIDENTIAL COMMERCIAL INDUSTRIAL FLOW 330 G.P.D.

If applicant other than actual property owner, attach Letter of Authorization from Property Owner.

Name Mailing Address Tel.

The Bonded Contractor/Drain Layer authorized to perform this work is:

Mercurey Henry Equipt

Name Address Tel.

Type of Pipe Required: SDR 35 PVC

PERMIT EXPIRES ONE YEAR AFTER DATE OF ISSUE

- Requires separate connections for sewage and storm drain where applicable. Storm water cannot be discharged to a sanitary sewer.
- All work must be inspected and approved by a D.P.I. inspector before backfilling.
- If this connection is to be part of a private service shared jointly with other building owners, attach copy of Recorded Joint Maintenance Agreement.
- Permits can be issued to Industrial and/or Commercial Applicants only upon receipt and approval by the Commissioner of Public Infrastructure of required plans and supplemental information.
- In addition, a City-issued Industrial User Discharge Permit and/or a Sewer Extension/Connection Permit issued by the Commonwealth of Massachusetts D.E.P. shall be required by the City for Industrial Discharge into the sewer system.

Industrial User Discharge Permit No. Date

Comm. Mass. Sewer Conn./Ext. Permit No. Date

A Filing and Inspection Fee of \$150, plus an Entrance Fee of \$ where applicable, must accompany this application.

Bank# Bay Coast Check# 13033 Date 4/15/15 Receipt#

Other requirements: Please call ahead 24hr notice @ 508 929-1500 ext 506

Connection made to Sewer Part of jointly-shared private line YES NO
Storm Drain

Applicant agrees to abide by the above terms, as well as all pertinent ordinances of the City of New Bedford, and such other special rules as the Commissioner of Public Infrastructure and/or City Engineer may deem necessary

City Engineer
Clerk of the Works


Signature of Property Owner or Representative

INSPECTOR'S REPORT

INSPECTED BY:
DATE:
COMMENTS:

APPROVED DISAPPROVED

SIGNATURE



SKETCH PLAN



Inspector expires 4/16/15

DATE 4/16/15

PERMIT NO.
24425

CITY OF NEW BEDFORD
SEWER AND/OR STORM DRAIN PERMIT

This certifies that permission is granted to

Long Built Homes 158 Charles McCombs Blvd (508) 269-7782
Property Owner Address Tel. (508) 965-3579

To connect a sewer and/or storm drain located at Mate Drive #158 (N.S.) 320' N. Tokin Place
Assessor's Plot B06 Lot 194, to the sewer and/or storm drain in Mate Drive Street

To be laid in accordance with the conditions in this application and the City of New Bedford ordinances.
TYPE OF USE: RESIDENTIAL COMMERCIAL INDUSTRIAL FLOW 330 G.P.D.

If applicant other than actual property owner, attach Letter of Authorization from Property Owner.

Name Mailing Address Tel.

The Bonded Contractor/Drain Layer authorized to perform this work is:

Mercury Heavy Equip
Name Address Tel.
Type of Pipe Required: SDR 35 PVC

PERMIT EXPIRES ONE YEAR AFTER DATE OF ISSUE

- Requires separate connections for sewage and storm drain where applicable. Storm water cannot be discharged to a sanitary sewer.
 - All work must be inspected and approved by a D.P.I. inspector before backfilling.
 - If this connection is to be part of a private service shared jointly with other building owners, attach copy of Recorded Joint Maintenance Agreement.
 - Permits can be issued to Industrial and/or Commercial Applicants only upon receipt and approval by the Commissioner of Public Infrastructure of required plans and supplemental information.
 - In addition, a City-issued Industrial User Discharge Permit and/or a Sewer Extension/Connection Permit issued by the Commonwealth of Massachusetts D.E.P. shall be required by the City for Industrial Discharge into the sewer system.
- Industrial User Discharge Permit No. Date

Comm. Mass. Sewer Conn./Ext. Permit No. Date
A Filing and Inspection Fee of \$, plus an Entrance Fee of \$, where applicable, must accompany this application.

Bank# Bay Coast Check# 13033 Date 4/15/15 Receipt#

Other requirements: Please call ahead 24hr notice @ 508 979-1500 ext 506

Connection made to Sewer Storm Drain Part of jointly-shared private line YES NO


Applicant agrees to abide by the above terms, as well as all pertinent ordinances of the City of New Bedford, and such other special rules as the Commissioner of Public Infrastructure and/or City Engineer may deem necessary

City Engineer Clerk of the Works
Signature of Property Owner or Representative

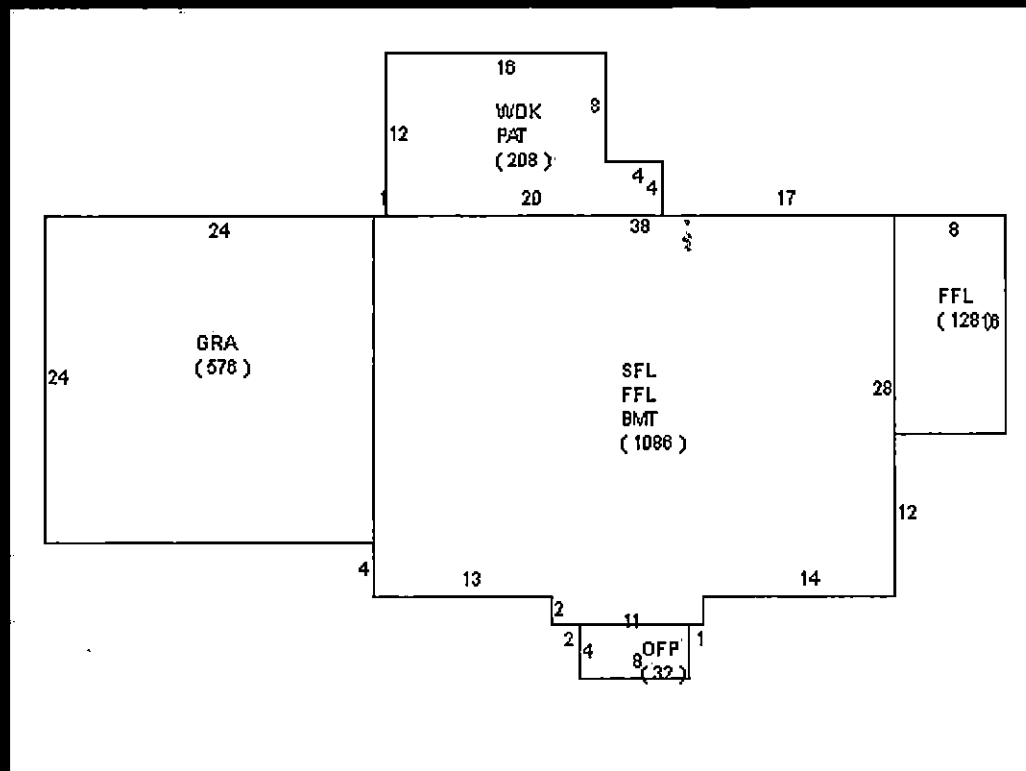
INSPECTOR'S REPORT

INSPECTED BY:
DATE:
COMMENTS:
APPROVED DISAPPROVED

SIGNATURE



SKETCH PLAN



2
24
38
8
480

DISPLAY PERMIT IN A CONSPICUOUS PLACE ON THE PREMISES



Commonwealth of Massachusetts

City of New Bedford

133 William Street New Bedford, MA 02740

SEWER PERMIT



Date: **7/16/2015**

No. **WW-15-13**

Sewer Connection Fee: **\$450.00**

Pipe Size: **0.00**

Trench Length: **0.00**

Service Location: **NS MATE DR**

Owner Name: **LONG BUILT HOMES INC**

Type of Occupancy: **Residential**

Type of Work: **Sewer - New Sewer Service**

Work Description: **MATE DR (#158) NS 320' NX TARKILN PLACE**

P130G L196

SDR 35 PVC

EXP: 4/16/16

No. of Units : **0** Required Design Daily Flow : **0.00** Provided Daily Flow : **0.00**

The undersigned petitions you to grant permission to ENTER INTO THE MAIN SEWER and, if such permission is granted, hereby agrees to the following:

1. To abide by the conditions and regulations imposed by the Commissioner of Public Works by statute or by ordinance now in force, or as amended from time to time.
2. That the connection of said sewer with the main sewer shall be inspected by an employee of the department of Public Works or by a designated agent of the Town before burial of said connection.
3. That the work shall at all times be under the direction and control of the Commissioner of Public Works or his authorized agent, and that any expense incurred by the Town shall be charged to the permittee, and said

permittee

agrees to reimburse the Town for said expense.

Installing Company Name: _____ License Type: _____

Address: _____ City/Town/State: _____

GRANTED WITH THE USUAL CONDITIONS

Call (781) 942-9077 For Inspection

DISPLAY PERMIT IN A CONSPICUOUS PLACE ON THE PREMISES



Commonwealth of Massachusetts

City of New Bedford

133 William Street New Bedford, MA 02740

SEWER PERMIT



COMMISSIONER

Call (781) 942-9077 For Inspection

DPI: Repair Request Log


Work Order#: **5964**

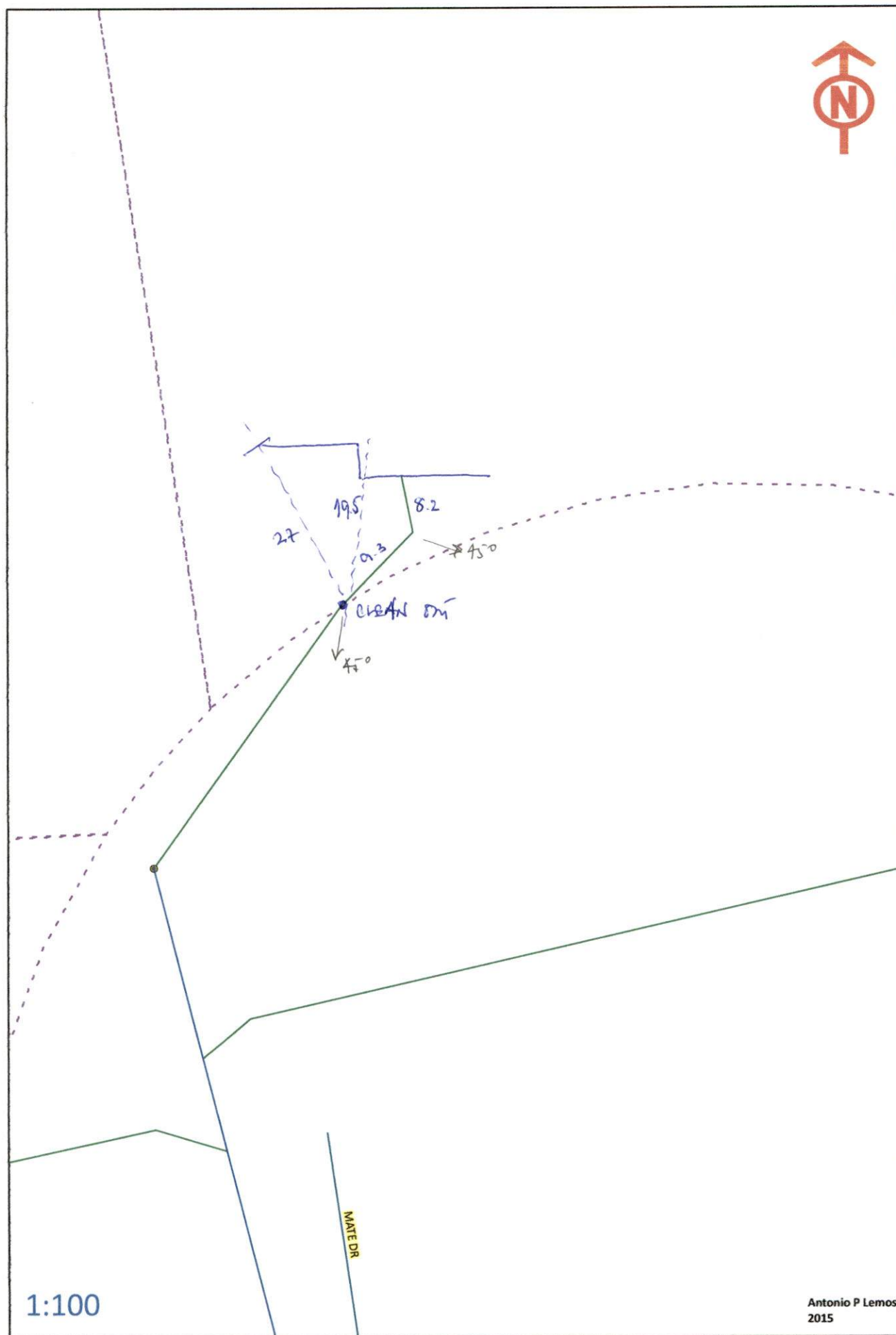
Today's Date:	<input type="text" value="4/24/2015"/>	Division:	<input type="text" value="WasteWater"/>
User:	<input type="text" value="ERIN L"/>	Request Type:	<input type="text" value="Inspection"/>
Type of Request:	<div><div>Call Center</div><div>E-mail</div><div>Walk in</div><div>SeeClickFix</div><div>In-House</div></div>	Description:	<input type="text" value="4/27/15 @ 1PM"/>
Location:	<input type="text" value="156 MATE DRIVE (WHALERS WOODS)"/>	ExtraComments:	<div></div>
Customer Name:	<input type="text" value="LONG BUILT HOMES"/>		
Customer Number:	<input type="text"/>		
Customer Email:	<input type="text"/>		
<input type="checkbox"/> Emergency? (Check for Yes)		CensusTrack:	
		Pothole Use:	Block:

CORRECTED ACTION TAKEN

Request Sent To:	<input type="text" value="BOB"/>	Worker Comment:	<div></div>
<input type="checkbox"/> Completed? (Check for Yes)			
Completed By:	<input type="text"/>		
Date Complete:	<input type="text"/>		
<input type="checkbox"/> Customer notified of completed work? (Check for Yes)			





Antonio P Lemos
2015