



PERMIT NO.

23920-EXT.

CITY OF NEW BEDFORD  
SEWER AND/OR STORM DRAIN PERMIT

DATE 12/21/06

This certifies that permission is granted to

Joe Verissimo  
Joe De Souza P.O. Box 80038 Dartmouth MA 02748  
Property Owner Address Tel.

774-930-1024

To <sup>install</sup> <sup>mains</sup> <sup>mains</sup> connect a sewer and/or storm drain located at Zuckerman Farms (pump station + detention pond)  
(phase 2 + 3)Assessor's Plot 121 Lot to the sewer and/or storm drain in Charlotte St. Family St. Street  
(Aranea Circle Joy Rd)

To be laid in accordance with the conditions in this application and the City of New Bedford ordinances.

TYPE OF USE: ☒ RESIDENTIAL ☐ COMMERCIAL ☐ INDUSTRIAL ☐ OTHER

If applicant other than actual property owner, attach Letter of Authorization from Property Owner.

Name Tel.

Mailing Address.

The (Bonded) Contractor/Drain Layer authorized to perform this work is:

Pico Construction 135 Bryant St. N.B.  
Name Address Tel.Type of Pipe Required: 8" P.V.C. S.D.R. / 24" R.C.P.  
Sanitary sewer storm drain

## PERMIT EXPIRES ONE YEAR AFTER DATE OF ISSUE

- Requires separate connections for sewage and storm drain where applicable. Storm water cannot be discharged to a sanitary sewer.
  - All work must be inspected and approved by a D.P.I. inspector before backfilling.
  - If this connection is to be part of a private service shared jointly with other building owners, attach copy of Recorded Joint Maintenance Agreement.
  - Permits can be issued to Industrial and/or Commercial Applicants only upon receipt and approval by the Commissioner of Public Infrastructure of required plans and supplemental information.
  - In addition, a City-issued Industrial User Discharge Permit and/or a Sewer Extension/Connection Permit issued by the Commonwealth of Massachusetts D.E.P. shall be required by the City for Industrial Discharge into the sewer system.
- Industrial User Discharge Permit No. Date.

Comm. Mass. Sewer Conn./Ext. Permit No. Date.

A Filing and Inspection Fee of \$150.00 plus an Entrance Fee of \$492.00 sanitary  
4648.00 storm drain where applicable, must accompany this application.

Bank# Luzo Bank Check# 104 Date 12/21/06 Receipt# 6764

Other requirements: 24 hr. inspection at 508.979.527

Connection made to Sewer Part of jointly-shared private line YES NO  
Storm Drain

Applicant agrees to abide by the above terms, as well as all pertinent ordinances of the City of New Bedford, and such other special rules as the Commissioner of Public Infrastructure and/or City Engineer may deem necessary

Duane M. Andriade / mn  
Acting City Engineer

Signature of Property Owner or Representative

## INSPECTOR'S REPORT

INSPECTED BY: \_\_\_\_\_

DATE: \_\_\_\_\_

COMMENTS: \_\_\_\_\_

APPROVED

DISAPPROVED

SIGNATURE

SKETCH PLAN





PERMIT NO.  
**23920 - EXT.**

CITY OF NEW BEDFORD  
SEWER AND/OR STORM DRAIN PERMIT

DATE 12/21/06

This certifies that permission is granted to

774-930-1024

Joe Verissimo  
Joe De Souza.....P.O. Box 80038.....Dartmouth MA 02748  
Property Owner Address Tel.

To install main main Zuckerman Farms (pump station + detention pond)  
connect a sewer and/or storm drain located at (phase 2 + 3)

Assessor's Plot 121 Lot....., to the sewer and/or storm drain in Charlotte St Aranea Circle Joy Rd Street

To be laid in accordance with the conditions in this application and the City of New Bedford ordinances.

TYPE OF USE: ☒ RESIDENTIAL ☐ COMMERCIAL ☐ INDUSTRIAL ☐ OTHER

If applicant other than actual property owner, attach Letter of Authorization from Property Owner.

Name..... Tel.....

Mailing Address.....

The (Bonded) Contractor/Drain Layer authorized to perform this work is:

Pico Construction.....135 Bayant St.....N.B.  
Name Address Tel.

Type of Pipe Required: 8" P.V.C. S.D.R. / 24" R.C.P.

sanitary sewer / storm drain

PERMIT EXPIRES ONE YEAR AFTER DATE OF ISSUE

- Requires separate connections for sewage and storm drain where applicable. Storm water cannot be discharged to a sanitary sewer.
- All work must be inspected and approved by a D.P.I. inspector before backfilling.
- If this connection is to be part of a private service shared jointly with other building owners, attach copy of Recorded Joint Maintenance Agreement.
- Permits can be issued to Industrial and/or Commercial Applicants only upon receipt and approval by the Commissioner of Public Infrastructure of required plans and supplemental information.
- In addition, a City-issued Industrial User Discharge Permit and/or a Sewer Extension/Connection Permit issued by the Commonwealth of Massachusetts D.E.P. shall be required by the City for Industrial Discharge into the sewer system.

Industrial User Discharge Permit No..... Date.....

Comm. Mass. Sewer Conn./Ext. Permit No..... Date.....

A Filing and Inspection Fee of \$150.00 plus an Entrance Fee of \$492.00 sanitary where applicable, must accompany this application.

4648.00 storm drain

Bank# Luzo Bank Check# 104 Date 12/21/06 Receipt# 6764

Other requirements: 24 hr. inspection at 508.979.527

Connection made to Sewer Part of jointly-shared private line YES NO  
Storm Drain

Applicant agrees to abide by the above terms, as well as all pertinent ordinances of the City of New Bedford, and such other special rules as the Commissioner of Public Infrastructure and/or City Engineer may deem necessary

Quate M. Andrade.....  
Acting City Engineer /mn


.....  
Signature of Property Owner or Representative

INSPECTOR'S REPORT

INSPECTED BY:.....  
DATE:.....  
COMMENTS:.....

APPROVED DISAPPROVED

SIGNATURE



SKETCH PLAN



**CITY OF NEW BEDFORD**  
Scott W. Lang, Mayor


Department of Public Infrastructure

Ronald H. Labelle  
Commissioner

Water  
Wastewater  
Highways  
Engineering

## MEMORANDUM

Effective December 1, 2006 fees for the inspection of the installation of sewer, drainage and water main extensions has been increased to \$ 4.00 per lineal foot. This fee applies to main extensions only.

  
\_\_\_\_\_  
Ronald H. Labelle,  
Commissioner

# Joe DeSousa - Zuckerman Farms

## DRAINAGE

DHH 18	to	DHH 18	<del>49</del>
DHH 18	to	DHH 17	214
DHH 17	to	DHH 16	54
DHH 16	to	DHH 15	220
DHH 15	to	DHH 14	114
DHH 14	to	DHH 13	132
DHH 13	to	DHH 12	80
DHH 12	to	DHH 11	299

$$1162 \times 4 = \$4,648.00$$

## SANITARY SEWER

SMH 10	to	SMH 11	317
SMH 11	to	SMH 12	123
SMH 12	to	SMH 13	87
SMH 13	to	SMH 14	128
SMH 14	to	SMH 18	134
SMH 14	to	SMH 15	323
SMH 15	to	SMH 13	194
SMH 15	to	SMH 16	61
SMH 16	to	SMH 8	256

$$1623 \times 4 = \$6,492.00$$
$$\begin{array}{r} \$11,140.00 \\ + 150.00 \\ \hline \$11,290.00 \end{array}$$

CUL-DE-SAC @  
SMH 14 JOY ROAD

↑ 60.5 RT

106.5 LT

↓ 2 INTO SMH 18

SMH 18

CHARLOTTE ST

SMH 14 TO SMH 13

86' LT

SMH 13 TO SMH 12

10.2 RT

52.4 LT

1 OFF SMH 12 RT

SMH 12 TO SMH 11

86.3 RT

94.5 LT

SMH 11 TO SMH 10

16.6 LT

45.4 RT

109.2 LT

116.2 RT

200.4 LT

193.2 RT

~~WED~~ CLOUDY 40°  
4-04-07

28

ZUCKERMAN FARMS

SEWER LATERAL LOCATION



ZUCKERMAN'S FARM Sunny  
62°

5-02-07 THURSDAY

4" DRAIN LATERALS

DMH 16 TO DMH 15

39' LT

92' LT

142' RT

158' LT

DMH 15 TO DMH 14

21' LT

54.5 RT

97.06 LT

DMH 14 TO DMH 13

92.3 LT

DMH 13 TO DMH 12

14' RT

28' LT

(74)

DMH 12 TO DMH 11

12 RT

91 RT

78 LT

143 LT

173 RT

209.4 LT

215.5 RT

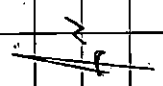
286.2 RT

292.4 LT


51

ZUCKERMAN FARMS

M. PRO



ROAD



NEELIA ROAD

SUN 0700

SUN 0710

SUN

SUN 0715

193

63

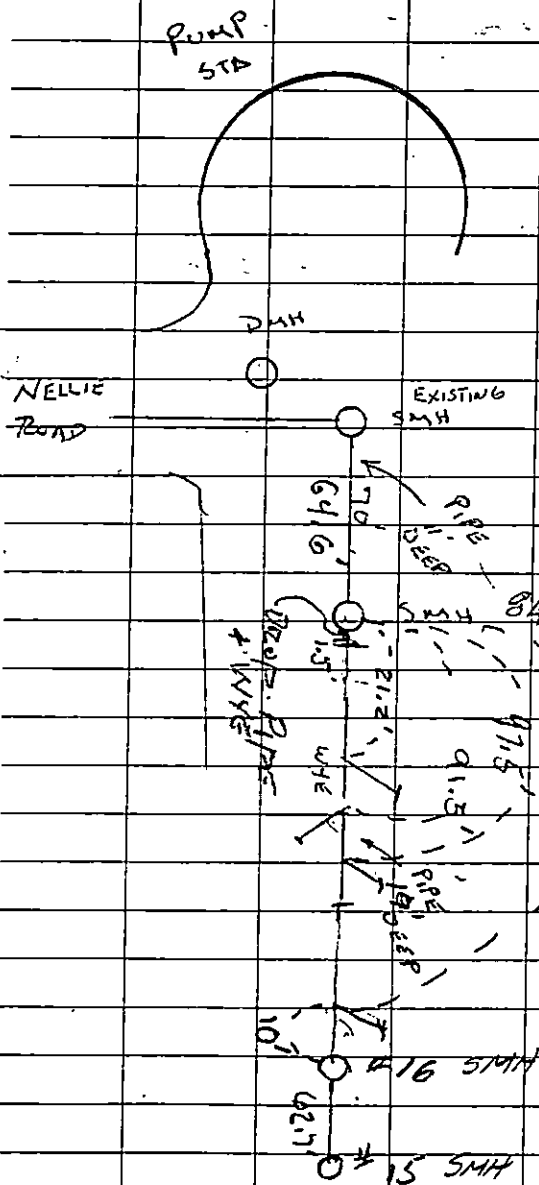
310.80

251.2

246.2



3246  
FROM 15  
SUN 0714  
TO 5 PM



# ZUCKERMAN FARMS

