



PERMIT NO.

CITY OF NEW BEDFORD  
SEWER AND/OR STORM DRAIN PERMITDATE 12-9-03

23505

This certifies that permission is granted to

MA. Highway Dept. District 5  
Commonwealth of Mass. 1000 County St. Taunton 508-824-6633  
Property Owner Address Tel. for bridge

To connect a sewer and/or storm drain located at Route 6 (see attached plan) tender house

Assessor's Plot 60 Lot - to the sewer and/or storm drain in Fish Island force main Street

To be laid in accordance with the conditions in this application and the City of New Bedford ordinances.

TYPE OF USE: RESIDENTIAL COMMERCIAL INDUSTRIAL ☒ OTHER

100 g.p.d.

If applicant other than actual property owner, attach Letter of Authorization from Property Owner.

Name.....Tel.....

Mailing Address.....

The Bonded Contractor/Drain Layer authorized to perform this work is:

Unknown at this time.....

Name.....Address.....Tel.....

Type of Pipe Required: 2" pvc.....

PERMIT EXPIRES ONE YEAR AFTER DATE OF ISSUE 12-9-04

- Requires separate connections for sewage and storm drain where applicable. Storm water cannot be discharged to a sanitary sewer.
- All work must be inspected and approved by a D.P.I. inspector before backfilling.
- If this connection is to be part of a private service shared jointly with other building owners, attach copy of Recorded Joint Maintenance Agreement.
- Permits can be issued to Industrial and/or Commercial Applicants only upon receipt and approval by the Commissioner of Public Infrastructure of required plans and supplemental information.
- In addition, a City-issued Industrial User Discharge Permit and/or a Sewer Extension/Connection Permit issued by the Commonwealth of Massachusetts D.E.P. shall be required by the City for Industrial Discharge into the sewer system.

Industrial User Discharge Permit No.....Date.....

Comm. Mass. Sewer Conn./Ext. Permit No.....Date.....

A Filing and Inspection Fee of \$..0....., plus an Entrance Fee of \$..0..... where applicable, must accompany this application.

Bank# fee waived Check# letter attached Date.....Receipt#.....

Other requirements: 24 hr. inspection notice 508-979-1527

Installation as per approved attached plan

Connection made to ☒ Sewer ☐ Storm Drain Part of jointly-shared private line YES ☒ NO

Applicant agrees to abide by the above terms, as well as all pertinent ordinances of the City of New Bedford, and such other special rules as the Commissioner of Public Infrastructure and/or City Engineer may deem necessary

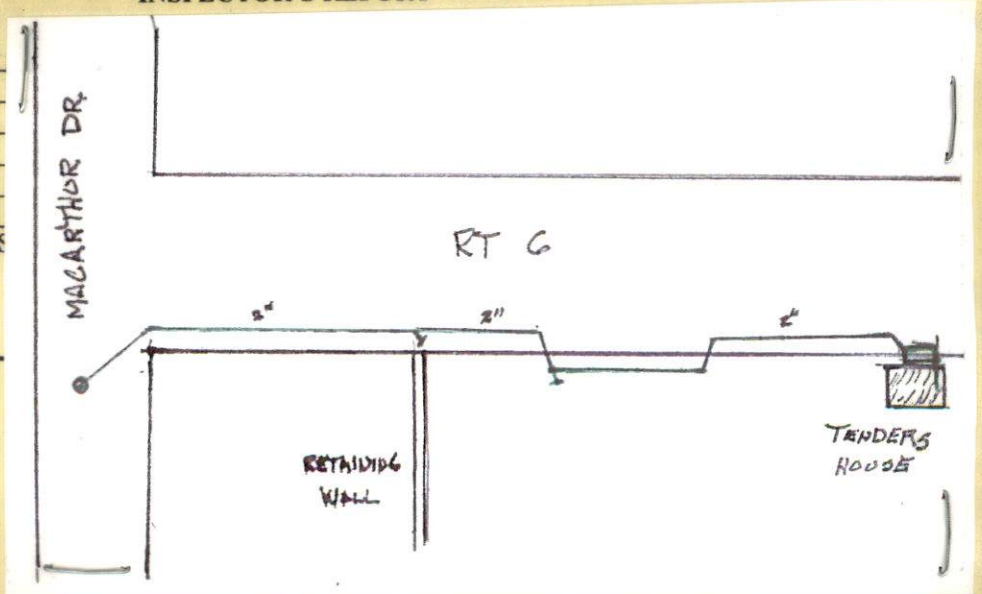
Acting City Engineer Signature of Property Owner or Representative

## INSPECTOR'S REPORT

INSPECTED BY: \_\_\_\_\_  
DATE: \_\_\_\_\_  
COMMENTS: \_\_\_\_\_

APPROVED \_\_\_\_\_ DIS \_\_\_\_\_

SIGNATURE







PERMIT NO.

23505

CITY OF NEW BEDFORD  
SEWER AND/OR STORM DRAIN PERMIT

DATE 12-9-03

This certifies that permission is granted to

MA. Highway Dept District 5  
Commonwealth of Mass. 1000 County St. Taunton 508-824-6633  
Property Owner Address Tel. for bridge

To connect a sewer and/or storm drain located at Route 6 (see attached plan) tender house

Assessor's Plot 60 Lot - to the sewer and/or storm drain in Fish Island force main Street

To be laid in accordance with the conditions in this application and the City of New Bedford ordinances.

TYPE OF USE: RESIDENTIAL COMMERCIAL INDUSTRIAL ☒ OTHER 100 g.p.d.

If applicant other than actual property owner, attach Letter of Authorization from Property Owner.

Name Mailing Address Tel.

The Bonded Contractor/Drain Layer authorized to perform this work is:

Unknown at this time

Name Address Tel.

Type of Pipe Required: 2 p.v.c.

PERMIT EXPIRES ONE YEAR AFTER DATE OF ISSUE

12-9-04 extended until 6-30-05 D.M.A

- Requires separate connections for sewage and storm drain where applicable. Storm water cannot be discharged to a sanitary sewer.
- All work must be inspected and approved by a D.P.I. inspector before backfilling.
- If this connection is to be part of a private service shared jointly with other building owners, attach copy of Recorded Joint Maintenance Agreement.
- Permits can be issued to Industrial and/or Commercial Applicants only upon receipt and approval by the Commissioner of Public Infrastructure of required plans and supplemental information.
- In addition, a City-issued Industrial User Discharge Permit and/or a Sewer Extension/Connection Permit issued by the Commonwealth of Massachusetts D.E.P. shall be required by the City for Industrial Discharge into the sewer system.

Industrial User Discharge Permit No. Date

Comm. Mass. Sewer Conn./Ext. Permit No. Date

A Filing and Inspection Fee of \$..0..., plus an Entrance Fee of \$..0... where applicable, must accompany this application.

Bank# fee waived Check# letter attached Date Receipt#

Other requirements: 24 hr. inspection notice 508-979-1527

Installation as per approved attached plan

Connection made to ☒ Sewer ☐ Storm Drain Part of jointly-shared private line YES ☒ NO

Applicant agrees to abide by the above terms, as well as all pertinent ordinances of the City of New Bedford, and such other special rules as the Commissioner of Public Infrastructure and/or City Engineer may deem necessary

Acting City Engineer

Signature of Property Owner or Representative

INSPECTOR'S REPORT

INSPECTED BY:


DATE:

COMMENTS:

APPROVED

DISAPPROVED

SIGNATURE



SKETCH PLAN

November 24, 2003

Duarte M. Andrade, Acting City Engineer  
Engineering Department  
City of New Bedford  
133 William Street, Room 303  
New Bedford, MA 02740

**RECEIVED**  
**DEC 03 2003**  
DEPT. OF PUBLIC WORKS  
NEW BEDFORD, MASS.

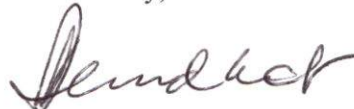
Dear Mr. Andrade:

Enclosed for your review and approval are four (4) copies of a plan dated August 4, 2003, for a proposed sewer pipe connection, to MassHighway's bridge tender's building, at the New Bedford-Fairhaven bridge in New Bedford.

Also, it is requested that you waive the \$150.00 application fee for this submittal.

Thank you for your attention to this matter, should you require additional information, please contact District Highway Maintenance Engineer George Ayoub at (508) 884-4220.

Sincerely,



Bernard E. McCourt  
District Highway Director

GTA/gta

Cc: BEMcC, RPF, WMcC, MEB, AKE, File

File: New Bedford Sewer



December 9, 2003

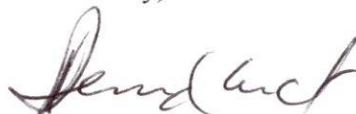
Duarte M. Andrade, Acting City Engineer  
Engineering Department  
City of New Bedford  
133 William Street, Room 303  
New Bedford, MA 02740

Dear Mr. Andrade:

Please be advised that District Highway Maintenance Engineer George Ayoub is authorized to fill out and sign the permit for a proposed sewer pipe connection to MassHighway's bridge tender's building at the New Bedford-Fairhaven bridge in New Bedford. Also, it is requested that you waive the \$150.00 application fee for this submittal.

Thank you for your attention to this matter. Should you require additional information, please do not hesitate to call me at (508) 884-4200.

Sincerely,



Bernard E. McCourt  
District Highway Director

GTA/gta

Cc: BEMcC, RPF, WMcC, MEB, AKE, File

File: New Bedford Sewer1



**Duarte Andrade**

---

**From:** Ronald Labelle  
**Sent:** Monday, December 08, 2003 12:00 PM  
**To:** Duarte Andrade  
**Subject:** Mass Highway permit fee

Duarte,

I have no problem with waving the fee for the Mas Highway application...please proceed as necessary.

Ron

**Ronald H. Labelle**  
**Commissioner**  
**Dept. of Public Infrastructure**  
**508-979-1556**

CITY OF NEW BEDFORD  
ENGINEERING DEPARTMENT

# Memorandum

**To:** Ron Labelle, DPI Commissioner  
**From:** Duarte M. Andrade  
Acting City Engineer  
**CC:**  
**Date:** 12/3/03  
**Re:** Mass Highway Request

---

Attached is a request from Mass Highway to waive the \$150.00 fee for the Sewer Connection Permit.

If you agree and recommend approval please let me know.

# PHONE CALL

FOR _____		DATE <u>4/4</u>	TIME <u>10:55</u> A.M. P.M.
M <u>Dave Diesel</u>			
OF <u>Am. Fish Island.</u>			<input checked="" type="checkbox"/> PHONED
PHONE <u>508-326-1385</u>			<input type="checkbox"/> RETURNED YOUR CALL
<small>AREA CODE</small> <u>508</u> <small>NUMBER</small> <u>326</u> <small>EXTENSION</small> <u>1385</u>			<input checked="" type="checkbox"/> PLEASE CALL
MESSAGE <u>Mr. forced main</u>			<input type="checkbox"/> WILL CALL AGAIN
<u>pipe broke in Jan. - repair</u>			<input type="checkbox"/> CAME TO SEE YOU
<u>When it breaks - water runs</u>			<input type="checkbox"/> WANTS TO SEE YOU
<u>off Pier - he has questions</u>			
SIGNED <u>Carol</u>			Universal 48003

**SECTION VIII**  
**LOW PRESSURE SEWER PIPE, VALVES AND APPURTENANT ACCESSORIES**

**SCOPE OF WORK**

The Contractor shall furnish all materials and perform all the work and services necessary for the complete construction of the low pressure sewer system, i.e., - installation or construction of all low pressure sewer pipes, service connections, valves, etc., including all related work such as excavation, de-watering, backfilling, testing and flushing of lines.

The Contractor shall perform his work in accordance with the plans, approved by the DPI.

**MATERIALS**

Pipe. All low pressure sewer piping shall be Polyvinyl chloride (PVC) SDR – PR Non Threaded: SDR 21 Material Class 12454 ASTM D 2241-80

1. Polyvinyl Chloride (PVC) pipe for the force main sewer shall be of the size indicated on the Plans and shall conform to the requirements of the AWWA C900-81 Standards for PVC C900 DR 18 Pressure Pipe for Water with cast iron pipe equivalent outside diameters. Solvent weld balls shall mean the requirements of ASTM D2122 and ASTM D2241.
2.
  - a. The standard laying length shall not exceed twenty (20) feet. The minimum "pipe stiffness" (load divided by the change in inside diameter in direction of load application) at five (5) percent deflection shall be at least forty-six (46) psi for pipe tested in accordance with ASTM Specification D2412.
  - b. All bends and fittings on the force main shall be ductile iron compact mechanical joint type, conforming to AWWA C-153. Joint restraint materials shall be of a type suitable for PVC pipe and shall be used on mechanical joint connections.
  - c. All pipe and fittings shall be clearly marked on the outside indicating the name of the manufacturer, nominal diameter, and the ASTM or AWWA designation, or both.
  - d. The pipe and fittings shall be homogeneous throughout and free from visible cracks, holes, foreign inclusion or other injurious defects. The pipe shall be as uniform as commercially practical in color, opacity, density and other physical properties.

Valves. Valves shall be specifically designed for sewage service. Bronze construction one and one-fourth (1 ¼) inch, one and one-half (1 ½) inch, two (2) inch full ported ball valve with one hundred (100) percent opening, female ip x female ip, minimum one hundred twenty five (125) psi, use Mueller H10284 or approved equal.





PERMIT NO.

23505

CITY OF NEW BEDFORD  
SEWER AND/OR STORM DRAIN PERMIT

DATE 12-9-03

This certifies that permission is granted to

MA. Highway Dept District 5  
Commonwealth of Mass. 1000 County St. Taunton 508-824-6633  
Property Owner Address Tel. for bridge

To connect a sewer and/or storm drain located at Route 6 (see attached plan) tender house

Assessor's Plot 100 Lot 1, to the sewer and/or storm drain in Fish Island force main Street

To be laid in accordance with the conditions in this application and the City of New Bedford ordinances.

TYPE OF USE: RESIDENTIAL COMMERCIAL INDUSTRIAL ☒ OTHER 100 g.p.d.

If applicant other than actual property owner, attach Letter of Authorization from Property Owner.

Name Tel.

Mailing Address

The Bonded Contractor/Drain Layer authorized to perform this work is:

Unknown at this time

Name Address Tel.

Type of Pipe Required: 2. p.v.c.

PERMIT EXPIRES ONE YEAR AFTER DATE OF ISSUE 12-9-04 extended until 6-30-05 dma

- Requires separate connections for sewage and storm drain where applicable. Storm water cannot be discharged to a sanitary sewer.
- All work must be inspected and approved by a D.P.I. inspector before backfilling.
- If this connection is to be part of a private service shared jointly with other building owners, attach copy of Recorded Joint Maintenance Agreement.
- Permits can be issued to Industrial and/or Commercial Applicants only upon receipt and approval by the Commissioner of Public Infrastructure of required plans and supplemental information.
- In addition, a City-issued Industrial User Discharge Permit and/or a Sewer Extension/Connection Permit issued by the Commonwealth of Massachusetts D.E.P. shall be required by the City for Industrial Discharge into the sewer system.

Industrial User Discharge Permit No. Date

Comm. Mass. Sewer Conn./Ext. Permit No. Date

A Filing and Inspection Fee of \$0, plus an Entrance Fee of \$0, where applicable, must accompany this application.

Bank# fee waived Check# letter attached Date Receipt#

Other requirements: 24 hr inspection notice 508-979-1527

Installation as per approved attached plan

Connection made to ☒ Sewer ☐ Storm Drain Part of jointly-shared private line YES ☒ NO

Applicant agrees to abide by the above terms, as well as all pertinent ordinances of the City of New Bedford, and such other special rules as the Commissioner of Public Infrastructure and/or City Engineer may deem necessary

Acting City Engineer

Signature of Property Owner or Representative

INSPECTOR'S REPORT

INSPECTED BY:


DATE:

COMMENTS:

APPROVED

DISAPPROVED

SIGNATURE



SKETCH PLAN