



PERMIT NO.
24972

CITY OF NEW BEDFORD
SEWER AND/OR STORM DRAIN PERMIT

DATE 7-29-2022
Expire date: 7-29-2021

This certifies that permission is granted to

Jeffrey Adams 930 Adams St NB MA
Property Owner Address Tel. 774.451.1204

To connect a sewer and/or storm drain located at 930 Adams St Street

Assessor's Plot 130 D Lot 22 to the sewer and/or storm drain in "Shub" Terry Ln Street

Abraham H. Seppie

To be laid in accordance with the conditions in this application and the City of New Bedford ordinances.
TYPE OF USE: RESIDENTIAL COMMERCIAL INDUSTRIAL FLOW _____ G.P.D.

If applicant other than actual property owner, attach Letter of Authorization from Property Owner.

Name A. Medeiros Tel. _____
Mailing Address 318 #1001 22 Fairhaven, MA
The Bonded Contractor/Drain Layer authorized to perform this work is:
Name A. Medeiros Tel. 508 993.3609
Type of Pipe Required: 1 1/2 SDR PVC

PERMIT EXPIRES ONE YEAR AFTER DATE OF ISSUE

- Requires separate connections for sewage and storm drain where applicable. Storm water cannot be discharged to a sanitary sewer.
- All work must be inspected and approved by a D.P.I. inspector before backfilling.
- If this connection is to be part of a private service shared jointly with other building owners, attach copy of Recorded Joint Maintenance Agreement.
- Permits can be issued to Industrial and/or Commercial Applicants only upon receipt and approval by the Commissioner of Public Infrastructure of required plans and supplemental information.
- In addition, a City-issued Industrial User Discharge Permit and/or a Sewer Extension/Connection Permit issued by the Commonwealth of Massachusetts D.E.P. shall be required by the City for Industrial Discharge into the sewer system.

Comm. Mass. Sewer Conn./Ext. Permit No. _____ Date _____
A Filing and Inspection Fee of \$450, plus an Entrance Fee of \$631.75 where applicable, must accompany this application.

Bank# Rockland Trust Check# 32374 Date 7-29-2021 Receipt# 3460300

Other requirements: Shub - connect to 2" SDR on Terry Lane

Connection made to Sewer Part of jointly-shared private line YES ☒ NO ☐
Storm Drain

Applicant agrees to abide by the above terms, as well as all pertinent ordinances of the City of New Bedford, and such other special rules as the Commissioner of Public Infrastructure and/or City Engineer may deem necessary


Stephen Langston Asst. City Engineer
Abraham H. Seppie
Signature of Property Owner or Representative

INSPECTOR'S REPORT

INSPECTED BY: _____

DATE: _____

COMMENTS: _____



APPROVED _____ DISAPPROVED _____

SKETCH PLAN

SIGNATURE



CITY OF NEW BEDFORD
Jonathan F. Mitchell, Mayor

Department of Public Infrastructure

Jamie Ponte
Commissioner

Water
Wastewater
Highways
Engineering
Cemeteries
Park Maintenance
Forestry
Energy

To Whom It May Concern:

I JERRY CARDOZA
(Name) (Mailing Address), being

Owner of property located at

936 ABRAHAM ST NEW BEDFORD 02042
Plot 130 D, Lot 22, hereby agree to allow A. Medeiros (Int. Inc
318 ALDEN RD.
(Mailing Address) (Name), to act on my behalf including affixing my

signature in securing permit for:

- ☒ Sewer/Drain Service Permits
- ☐ Water Service Permits
- ☐ Driveway Installation Permits
- ☐ Sidewalk Installation Permits

I further agree to conform to, and abide by, All City rules and ask regulations applicable to the permit (s) being applied for:

Name Jerry Cardoza
Signature
Address 936 ABRAHAM ST. NEW BEDFORD.
Date 7-21 Telephone Number 7744511264



LAWRENCE D. WORDEN
COMMISSIONER

**CITY OF NEW BEDFORD
MASSACHUSETTS**

DEPARTMENT OF PUBLIC WORKS
ENGINEERING DIVISION
133 WILLIAM STREET, ROOM 303
NEW BEDFORD, MA 02740
Tel: (508) 979-1527
Fax: (508) 961-3043

August 21, 2000

Mr. Donald Houle
936 Abrams St.
New Bedford, Ma. 02745

Re: Terry Lane Low Pressure Sewer Extension

Dear Mr. Houle,

The Wastewater Division has completed the low pressure sewer extension on Terry Lane to provide City Sewer Service to eleven properties. You are not required to connect to this system, however, it is available to you, if you choose to connect.

The cost of connecting is \$631.78 plus the sewer permit fee of \$150.00

More information is available at the New Bedford City Hall, Engineering Division, Room 303, which includes specifications for the Grinder Pump Systems, which you would be required to provide at the time of connection.

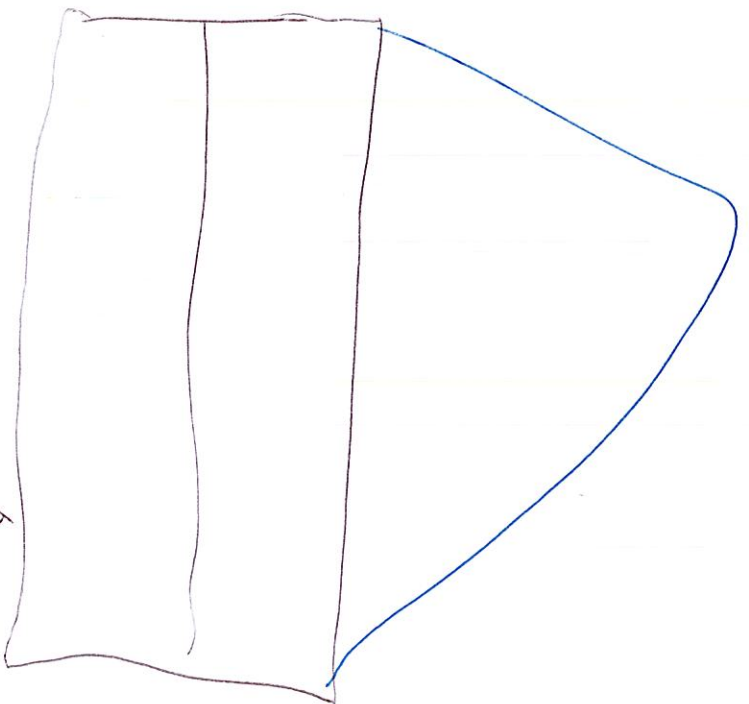
Should you have any questions, or concerns regarding this matter, please feel free to contact the Engineering Division at 979-1528.

Very truly yours,

Duarte M. Andrade
Supervising Civil Engineer

936 Abrams St
N.E.
Sewer Tie IN

Yard



12' to old
33' to old

41' House
to Hus

57' to Hus
Abrams St

18' to Hus
Fence

No. 21-07A

FEE \$60.00

COMMONWEALTH OF MASSACHUSETTS

Board of Health, NEW BEDFORD, MA.

DISPOSAL SYSTEM CONSTRUCTION PERMIT

Permission is hereby granted to; Construct() Repair() Upgrade() Abandon(X) an individual sewage disposal system
at 936 Abram's Street New Bedford ma as described in the application for
Disposal System Construction Permit No. 21-07, dated 7/19/2021

Provided: Construction shall be completed within three years of the date of this permit. All local conditions must be met.

Form 1255 Rev. 5/96 A.M. Sulkin Co. Boston, MA

Date 7/19/2021 Board of Health Paul A Joseph

EXISTING
FROM 2004

DATE TO BE VERIFIED/INSTALLED

23567-2004

NOT
CONNECTED

NOT
CONNECTED

23009-00

23010-00

930

936

23549-
2004

954*

950*

934*

924*

1-1/2" S.F.M.

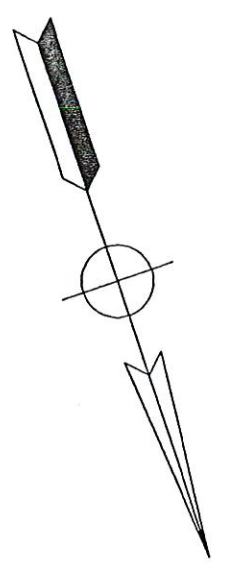
951*

947*

933*

921*

C.O.



M DAVID & RUTH
ETH HAWES C.T.T.

ST IRON CULVERT
I.D.=88.02
OUTLET
ION UNKNOWN

Woods

PROP.2'SDR-21
LOW PRESSURE SEWER

PROP.1-1/2 SERVICE
CONNECTION(SEE DETAIL)

PROP.BIT.CONG.APRON

SEWER CLEAN OUT

Gravel Drive

PROP.1-1/2 SERVICE
CONNECTION
(SEE DETAIL)

GEORGE & EILEEN
CHADWICK

Hse#947

Cem.Wk.
Cem.Curb/Hedge

PROP.1-1/2 SERVICE
CONNECTION
(SEE DETAIL)

Front on Abrams St.
934

DONALD L. HOLE

1 1/2" service
SDR

PROP.1-1/2 SERVICE
CONNECTION(SEE DETAIL)

Front on
Abrams St.

NELSON J. CORREIA

RY LANE

Edge of Pavt.
4' Gas

PROP.1.0AM&SEED

PROP.3'BIT.CONG.
TRENCH CAP

3+00

4' Gas

PROP.1.0AM&SEED

4+00

PROP.1.0AM&SEED

Edge of Pavt.
684/4

SEWER CLEAN OUT

PROP.1-1/2 SERVICE
CONNECTION(SEE DETAIL)

PROP.2'SDR-21
LOW PRESSURE SEWER

PROP.1-1/2 SERVICE
CONNECTION(SEE DETAIL)

Bit Drive

Hse#946

Cem.Curb

Porch

PROP.1-1/2 SERVICE
CONNECTION(SEE DETAIL)

PROP.BIT.CONG.APRON

Bit Drive

SEWER CLEAN OUT

Hse#938

PROP.1-1/2 SERVICE
CONNECTION(SEE DETAIL)

PROP.BIT.CONG.APRON

Bit Drive

Hse#934

MICHAEL & TRACEY
SYLVIA

FERNANDO PITA

FLORA G. CARREAU

MICHAEL BATES & SHERRI SOUZA

Grass & Trees

Stockf.en.

684/4

6' Water

Edge of Pavt.

Wire Fence

MB

Stockf.en.

Grass

Grass

Grass

Grass

Grass

Grass

Grass

Grass

Grass

Grass

Grass

Grass